



colofon

No part of this book may be reproduced in any form,
by print, photoprint, microfilm or any other means,
without the permission from Urba-Style.

For more information about our architects and artists
visit www.urbastyle.com


URBA-STYLE bvba
Parc Industriel de Tournai Ouest 2
Rue des Sablières 16
7503 Tournai (Belgium)

T +32 (0)69 67 26 26
F +32 (0)69 67 26 27
info@urbastyle.com
www.urbastyle.com

Layout
Urba-Style



Flexibility



Sustainability



BOLLARDS

p. 43 - 52



BENCHES

p. 7 - 42

Experience

PLANTERS

p. 53 - 64



Craftmanship





Imagination



SEATS

p. 65-75

Creativity

URBAN ELEMENTS


p. 76 - 85

Extensive production

Design



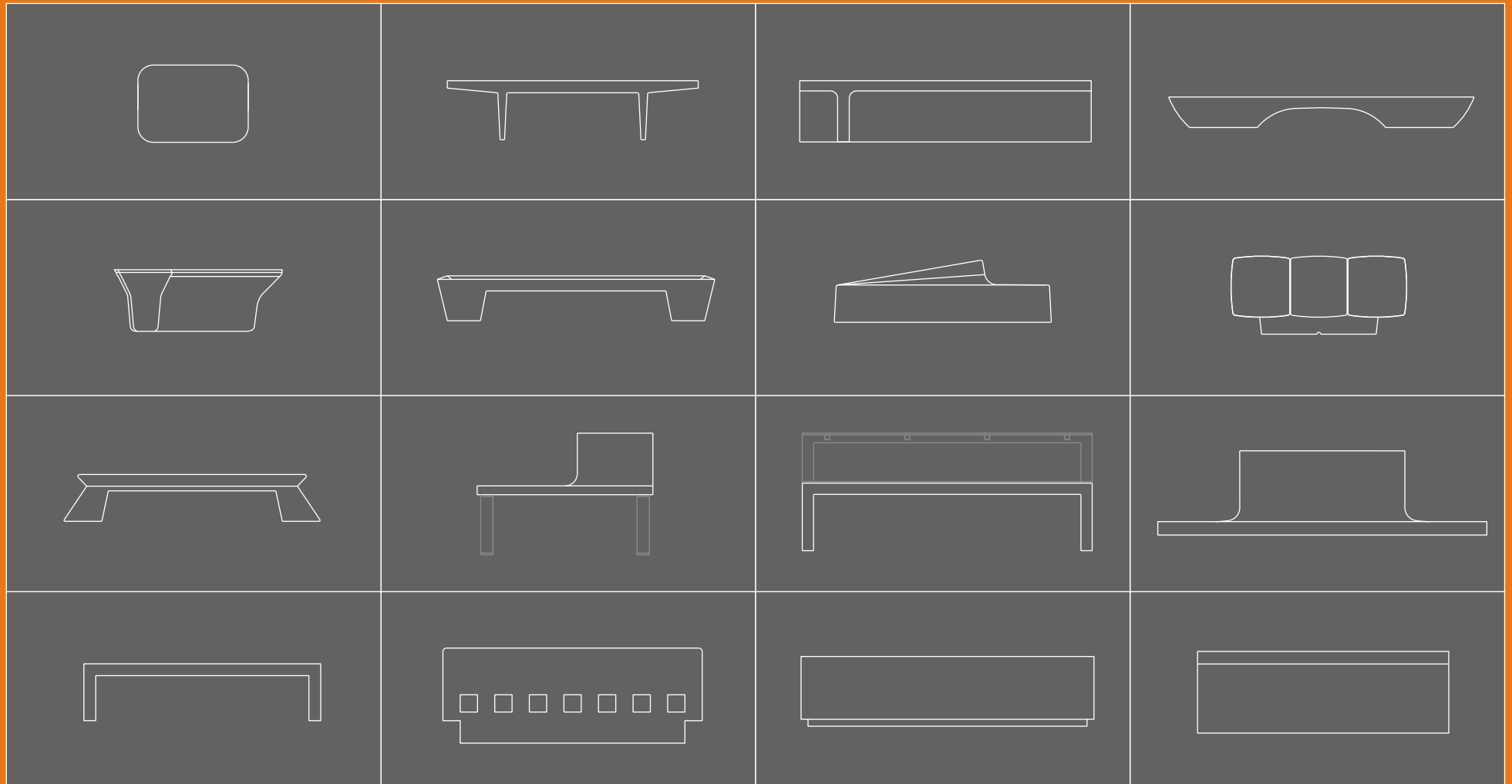
Dedication



CUSTOMIZED

p. 86 - 87

BENCHES





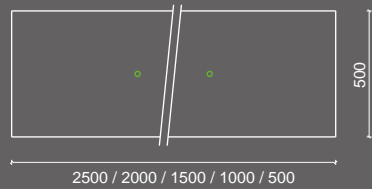
Designer: Marine Peyre (FR)

SPECIFICATIONS

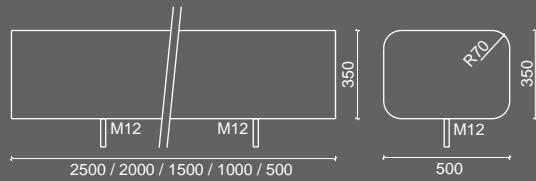
MATERIAL	Cast stone
FIXING	2x M12 Shelve - length 200mm
WEIGHT	see table
FINISH	Micro etched / Polished / Velvet Waterproof and anti-graffiti protection



GEOMETRY



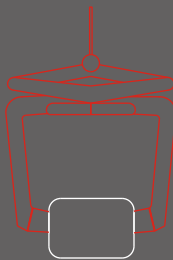
Top view



Front view

Side view

HANDLING



Benches

- Type 1 - 250/50/35 cm - 1.094 kg
- Type 2 - 200/50/35 cm - 875 kg
- Type 3 - 150/50/35 cm - 657 kg
- Type 4 - 100/50/35 cm - 440 kg
- Type 5 - 50/50/35 cm - 220 kg





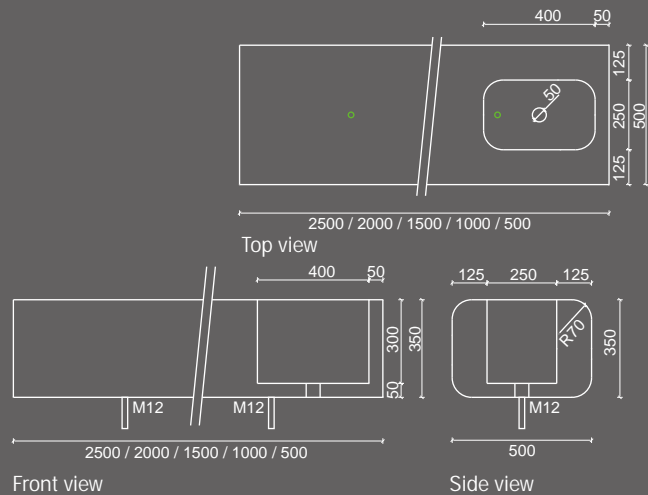
Designer: Marine Peyre (FR)

SPECIFICATIONS

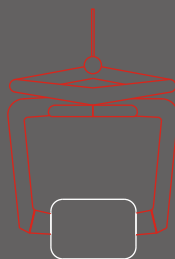
MATERIAL	Cast stone
FIXING	2x M12 Shelve - length 200mm
WEIGHT	see table
FINISH	Micro etched / Polished / Velvet Waterproof and anti-graffiti protection



GEOMETRY



HANDLING



Bench with planter 40/25/30 cm
 Type 1.1 - 250/50/35 cm - 1.019 kg
 Type 2.4 - 200/50/35 cm - 775 kg
 Type 3.2 - 150/50/35 cm - 581 kg

Bench with planter 12,5/25/30 cm
 Type 1.2 - 250/50/35 cm - 1.070 kg
 Type 2.1 - 200/50/35 cm - 828 kg
 Type 3.3 - 150/50/35 cm - 635 kg

Bench with planter 40/10/30 cm
 Type 1.3 - 250/50/35 cm - 1.064 kg
 Type 2.3 - 200/50/35 cm - 820 kg
 Type 3.1 - 150/50/35 cm - 627 kg

Bench with long planter 10/30 cm
 Type 1.4 - 250/50/35 cm - 989 kg
 Type 2.2 - 200/50/35 cm - 770 kg
 Type 3.4 - 150/50/35 cm - 552 kg
 Type 4.1 - 100/50/35 cm - 335 kg





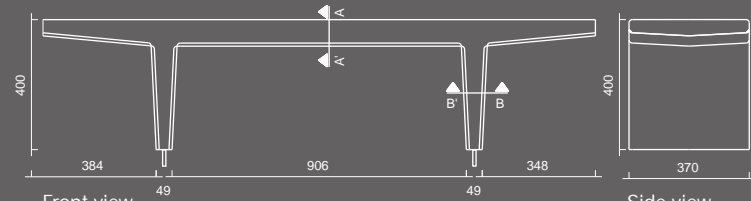
Designer: Frank

SPECIFICATIONS

MATERIAL	Cast stone
FIXING	4x M10 Shelf
WEIGHT	165 kg
FINISH	Micro etched / Polished / Velvet Waterproof and anti-graffiti protection



GEOMETRY



Front view

Side view



Section A-A'

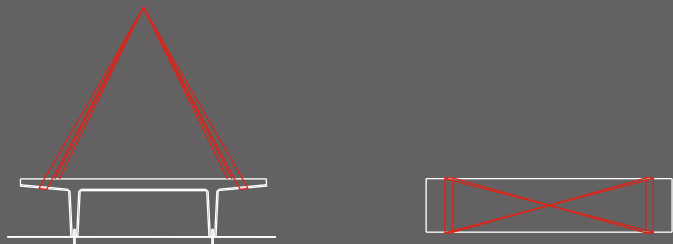


Top view



Section B-B'

HANDLING





Designer: Studio Segers (BE)

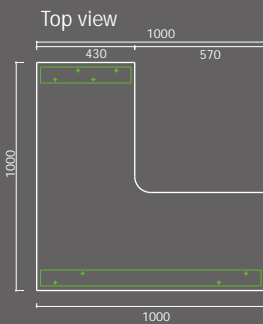
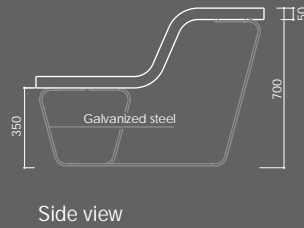
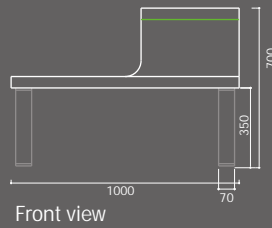
SPECIFICATIONS

MATERIAL	UHPC
FIXING	4x M10 Shelve
WEIGHT	140 kg
FINISH	Fair faced Waterproof and anti-graffiti protection

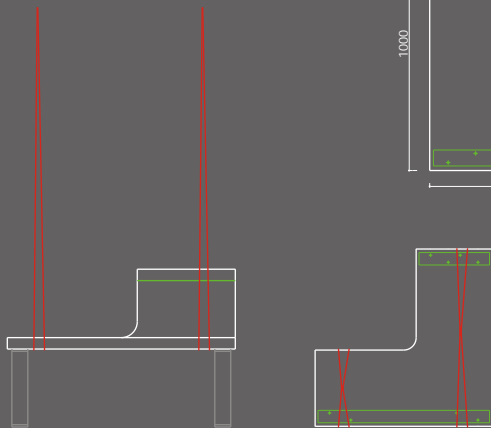


Bench 1 m²

GEOMETRY



HANDLING





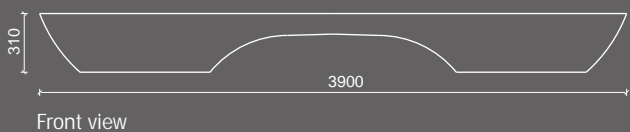
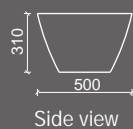
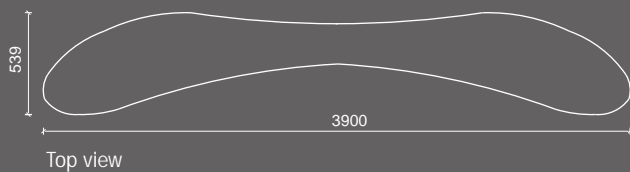
Designer: Arne Quinze (BE)

SPECIFICATIONS

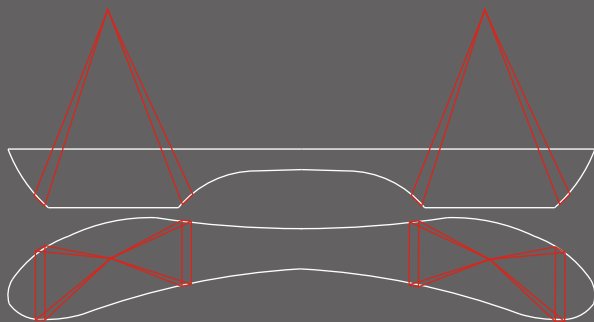
MATERIAL	Cast stone
FIXING	Free-standing
WEIGHT	1.450 kg
FINISH	Micro etched Waterproof and anti-graffiti protection Structured



GEOMETRY



HANDLING






Designer: Alain Gilles (BE)

SPECIFICATIONS

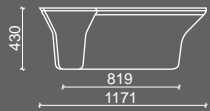
MATERIAL	Cast stone
FIXING	Free-standing
WEIGHT	850 kg
FINISH	Micro etched / Polished / Velvet
	Waterproof and anti-graffiti protection



GEOMETRY



Top view

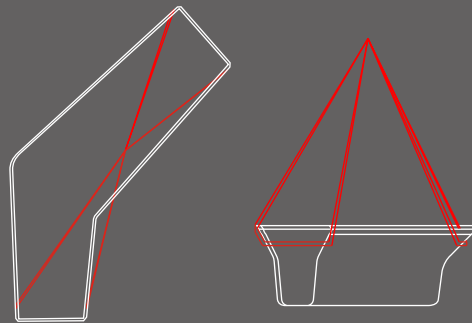


Side view



Front view

HANDLING





Designer: Roel Vandebeek (BE)

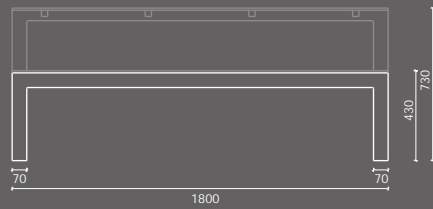
SPECIFICATIONS

MATERIAL	Cast stone
FIXING	Free-standing
WEIGHT	460 kg
FINISH	Micro etched / Polished / Velvet Waterproof and anti-graffiti protection


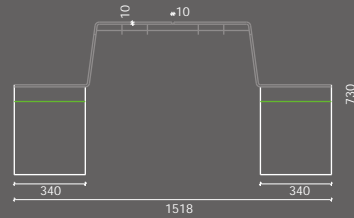


GEOMETRY

Front view

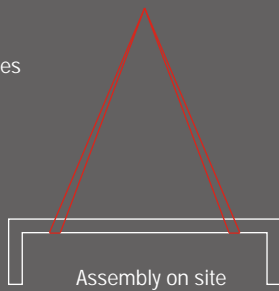


Side view



Top view

HANDLING of the benches



Assembly on site





Designer: Benjamin Pawlica (FR)

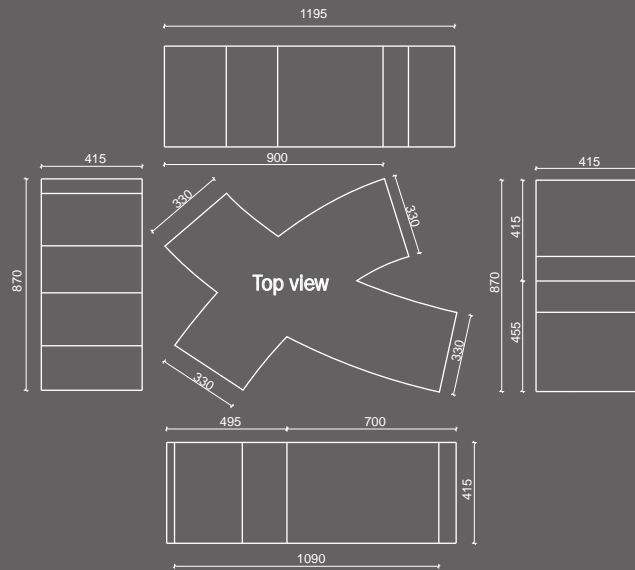
SPECIFICATIONS

MATERIAL	Cast stone
FIXING	Free-standing
WEIGHT	700 kg
FINISH	Micro etched / Polished / Velvet Waterproof and anti-graffiti protection

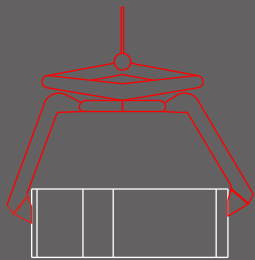


Bench Hysk

GEOMETRY



HANDLING



Combination tip: Planter Hysk



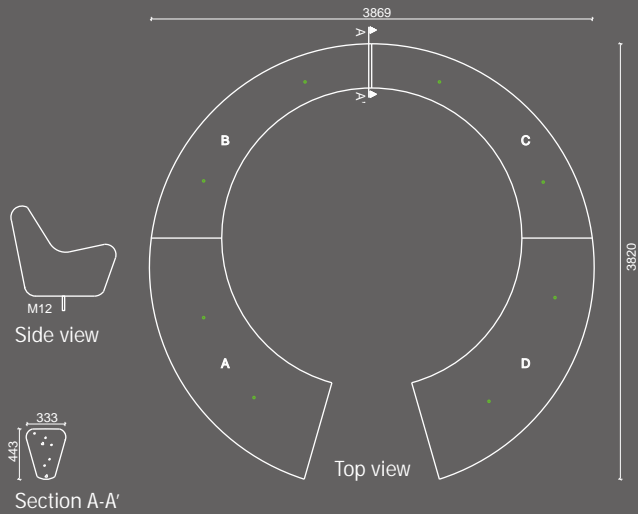
Designer: Lucile Souflet (BE)

SPECIFICATIONS

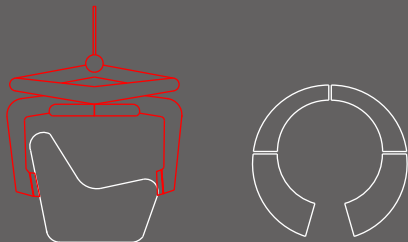
MATERIAL	Cast stone
FIXING	2x M12 Shelve
WEIGHT	8.095 kg (A - 2.600 kg / B - 1.447 kg C - 1.447 kg / D - 2.600 kg)
FINISH	Micro etched / Polished / Velvet Waterproof and anti-graffiti protection



GEOMETRY



HANDLING





Designer: Roel Vandebeek (BE)

SPECIFICATIONS

MATERIAL	Cast stone
FIXING	Incorporated
WEIGHT	790 kg
FINISH	Micro etched / Polished / Velvet
	Waterproof and anti-graffiti protection

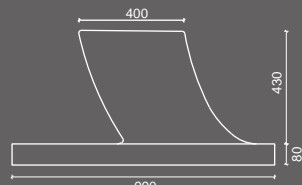


Bench Pop Up

GEOMETRY



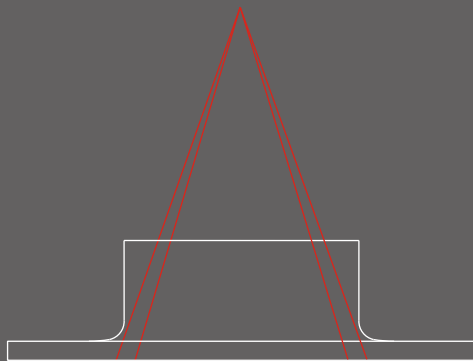
Front view



Side view

In combination with slabs 990/990 mm

HANDLING




Combination tip: Planter Pop Up & Slabs 990/990 mm



Designer: Roel Vandebeek (BE)

SPECIFICATIONS


MATERIAL	Cast stone
FIXING	2x M12 Shelfe
WEIGHT	907 kg
FINISH	Micro etched / Polished / Velvet Waterproof and anti-graffiti protection



GEOMETRY

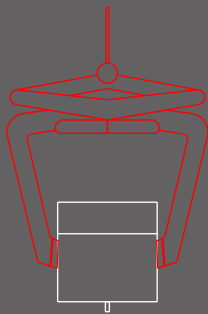


Top view



Front view

HANDLING





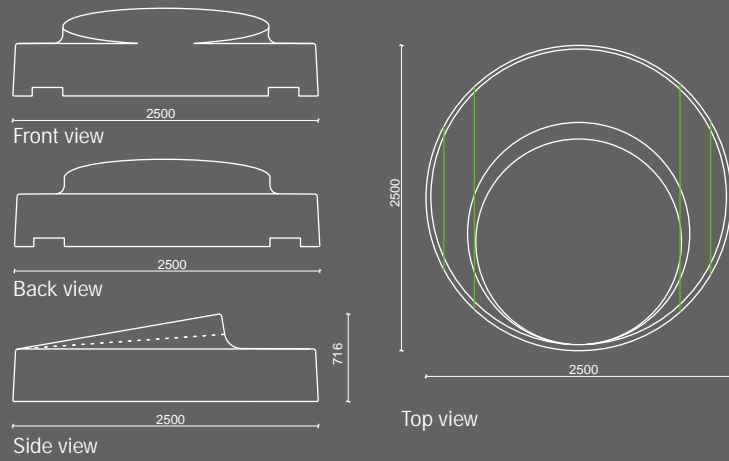
Designer: Roel Vandebeek (BE)

SPECIFICATIONS

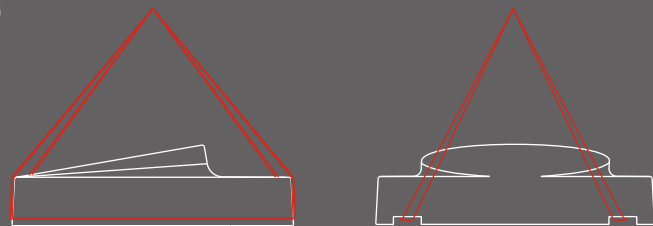
MATERIAL	Cast stone
FIXING	Free-standing
WEIGHT	4.345 kg
FINISH	Micro etched / Polished / Velvet
	Waterproof and anti-graffiti protection



GEOMETRY



HANDLING





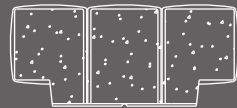
Designer: Roel Vandebeek (BE)

SPECIFICATIONS

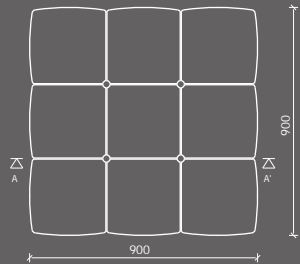
MATERIAL	Cast stone
FIXING	Free-standing
WEIGHT	800 kg
FINISH	Micro etched Waterproof and anti-graffiti protection



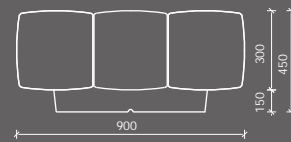
GEOMETRY



Crosscut

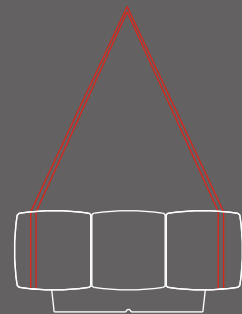
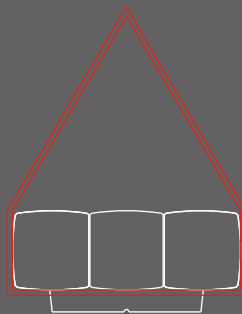


Top view



Side view / Front view

HANDLING





SPECIFICATIONS

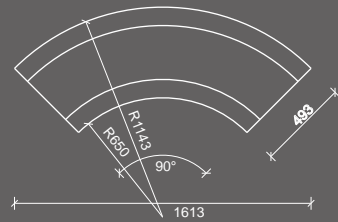
MATERIAL	Cast stone
FIXING	Incorporated
WEIGHT	950 kg/part - 4 parts = 3.800 kg
FINISH	Micro etched / Polished / Velvet Waterproof and anti-graffiti protection



Bench Castricum

GEOMETRY

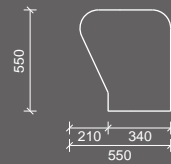
Top view



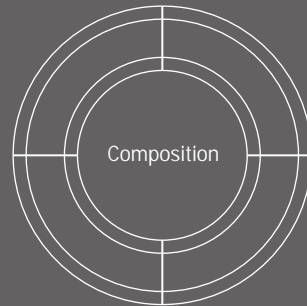
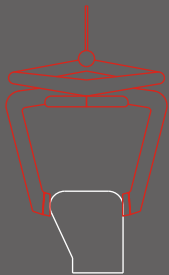
Front view



Side view



HANDLING





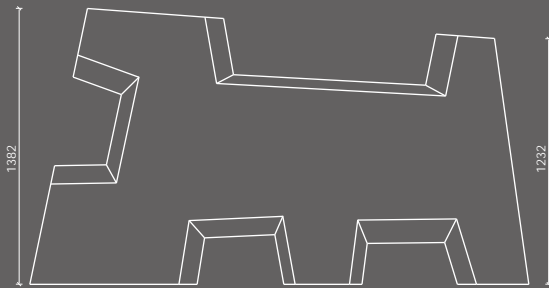
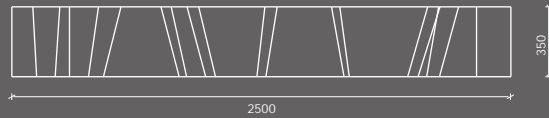
Designer: Peter Van Riet (BE)

SPECIFICATIONS

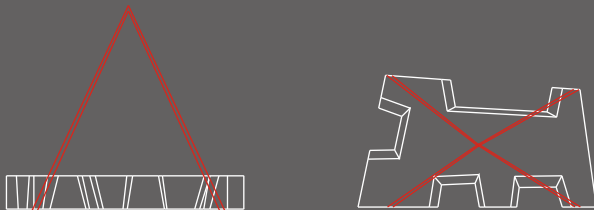
MATERIAL	Cast stone
FIXING	Free-standing
WEIGHT	1.870 kg
FINISH	Micro etched / Polished / Velvet Waterproof and anti-graffiti protection



GEOMETRY



HANDLING






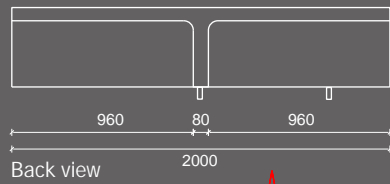
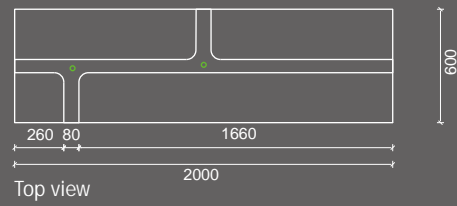
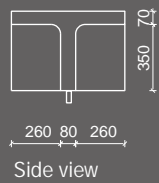
Designer: Roel Vandebeek (BE)

SPECIFICATIONS

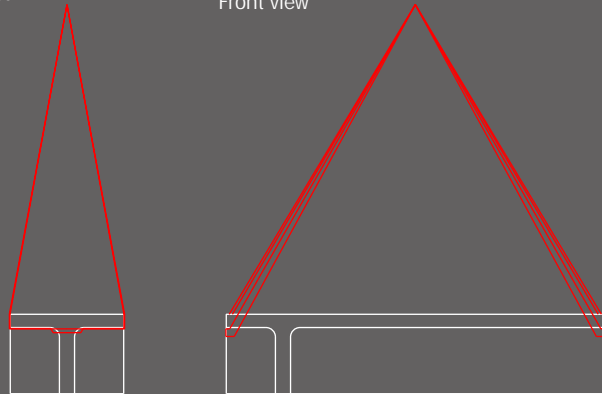
MATERIAL	Cast stone
FIXING	2x M12 Shelve
WEIGHT	410 kg
FINISH	Micro etched / Polished / Velvet Waterproof and anti-graffiti protection



GEOMETRY



HANDLING





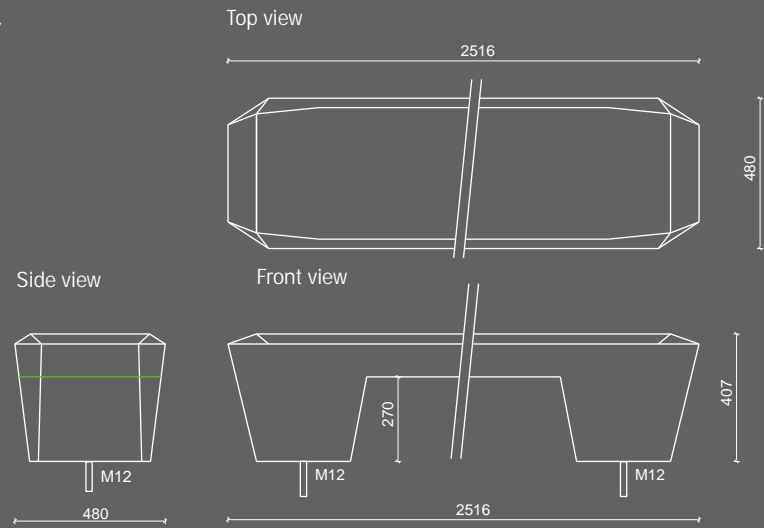
Designer: Benjamin Pawlica (FR)

SPECIFICATIONS

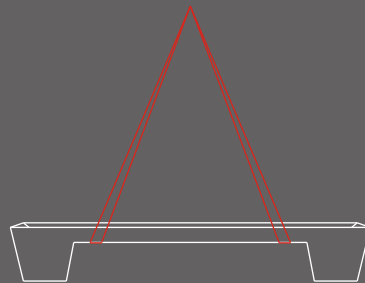
MATERIAL	Cast stone
FIXING	2x M12 Shelve - length 200 mm
WEIGHT	640 kg
FINISH	Micro etched / Polished / Velvet Waterproof and anti-graffiti protection



GEOMETRY



HANDLING



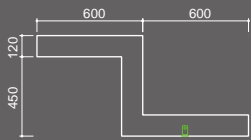


SPECIFICATIONS

MATERIAL	Cast stone
FIXING	4x M12 Shelve - length 200mm
WEIGHT	1.426 kg
FINISH	Micro etched / Polished / Velvet Waterproof and anti-graffiti protection




GEOMETRY



Side view

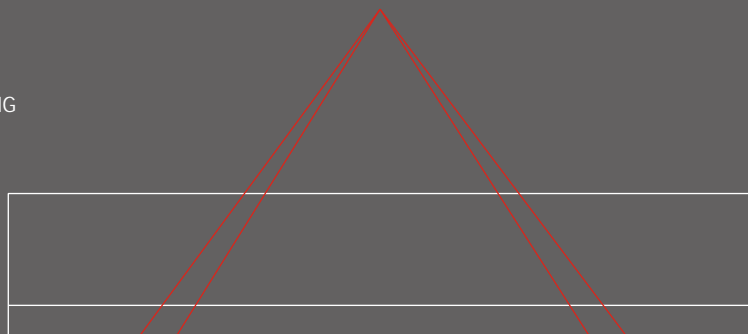
Front view



Top view



HANDLING



Z-Bench



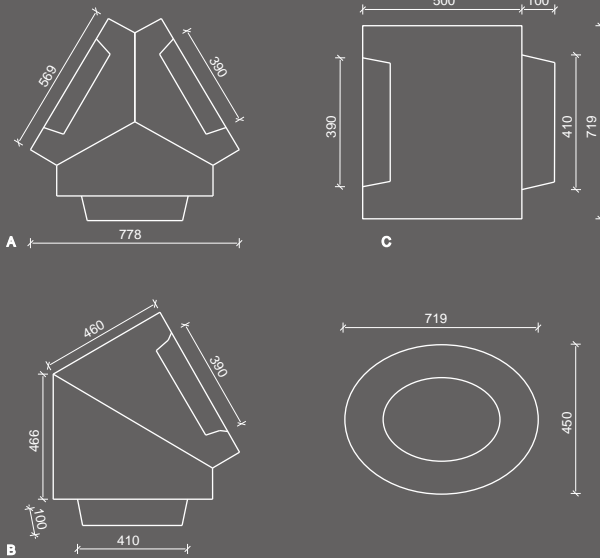
Designer: Jan Contreras (BE)

SPECIFICATIONS

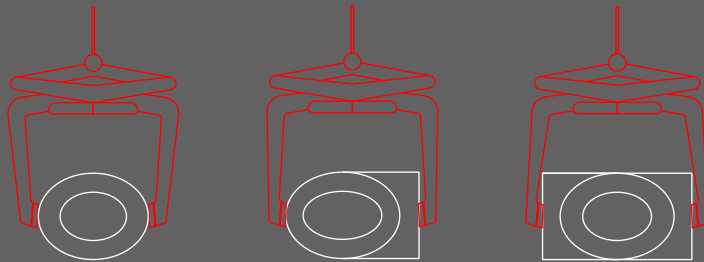
MATERIAL	Cast stone
FIXING	Free-standing
WEIGHT	A - 280 kg / B - 280 kg / C - 340 kg
FINISH	Micro etched Waterproof and anti-graffiti protection



GEOMETRY



HANDLING





Designer: Benjamin Pawlica (FR)

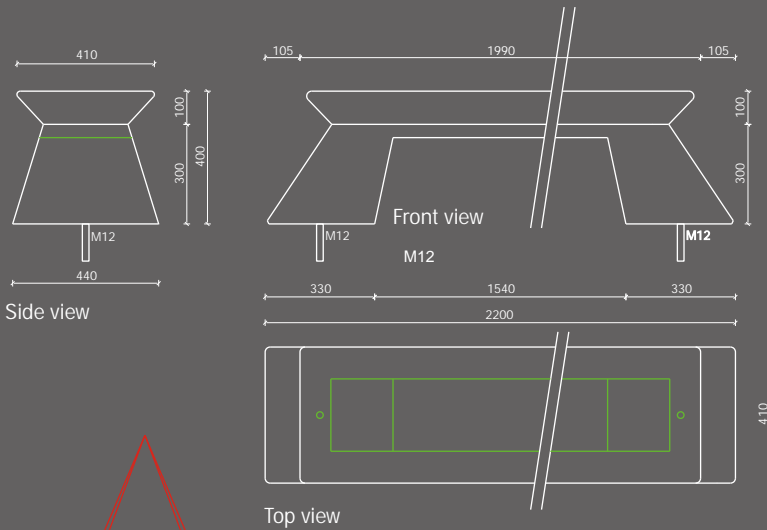
SPECIFICATIONS

MATERIAL	Cast stone
FIXING	2x M12 Shelve - length 200 mm
WEIGHT	360 kg
FINISH	Micro etched / Polished / Velvet Waterproof and anti-graffiti protection

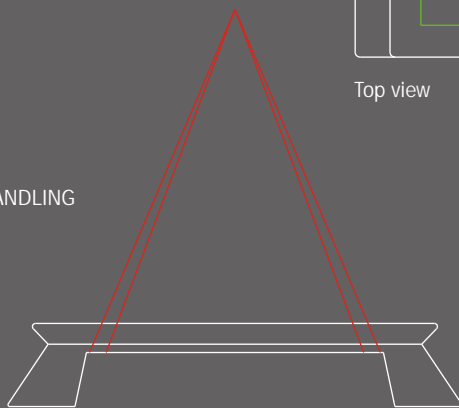


Bench Solid Block

GEOMETRY




HANDLING





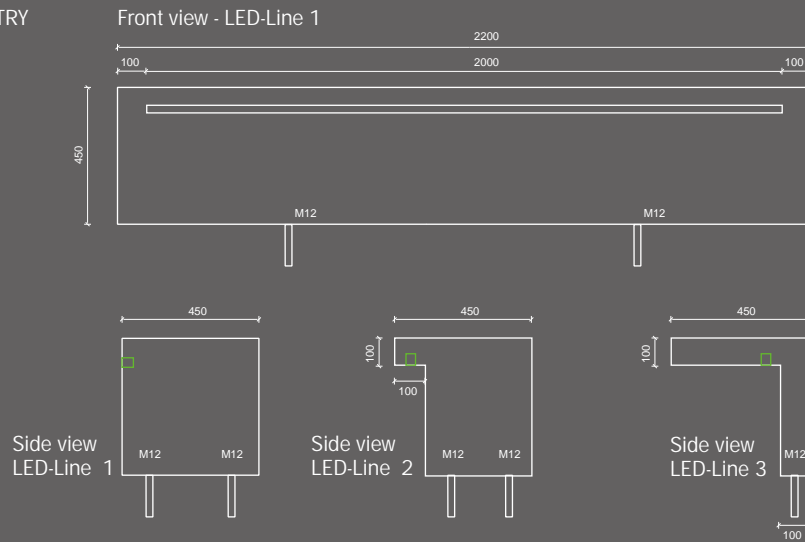
SPECIFICATIONS

MATERIAL	Cast stone
FIXING	4x M12 Shelve - length 200mm
WEIGHT	see table
FINISH	Micro etched / Polished / Velvet Waterproof and anti-graffiti protection

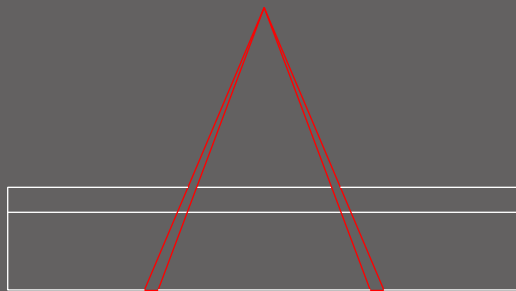


LED-Line 1

GEOMETRY



HANDLING



Type LED-Line 1 - 220/45/45 cm - 1.070 kg

Type LED-Line 2 - 220/45-35/45 cm - 885 kg

Type LED-Line 3 - 220/45/45 cm - 425 kg



LED-Line 2



LED-Line 3

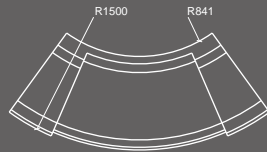


SPECIFICATIONS

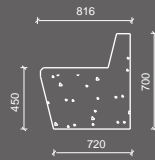
MATERIAL	Cast stone
FIXING	Free-standing
WEIGHT	560 kg/pc - 2.240 kg/composition
FINISH	Micro etched / Polished / Velvet Waterproof and anti-graffiti protection Wood: Sapeli

GEOMETRY

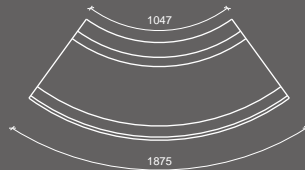
Top view with wood



Crosscut



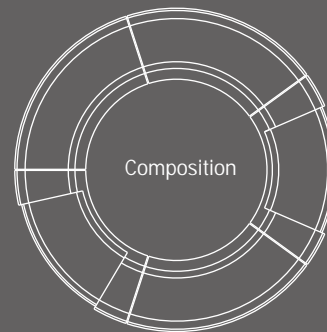
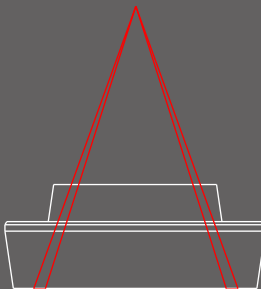
Top view without wood



Side view




HANDLING





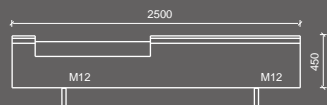
SPECIFICATIONS

MATERIAL	Cast stone
FIXING	2x M12 Shelve - length 200mm
WEIGHT	Large - 1.128 kg / Small - 288 kg
FINISH	Micro etched / Polished / Velvet
	Waterproof and anti-graffiti protection
	Wood: Sapeli - length 500 or 1000 mm

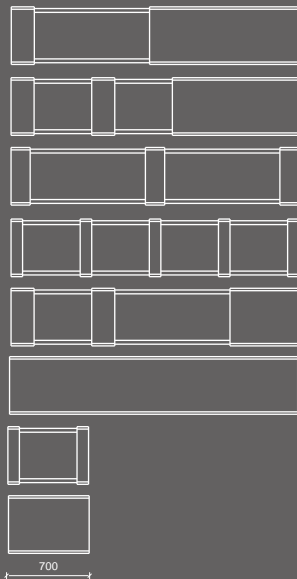


GEOMETRY

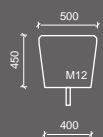
Front view



Possible Top views




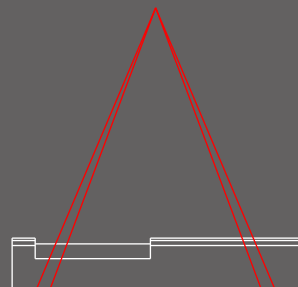
Side view



Crosscut



HANDLING



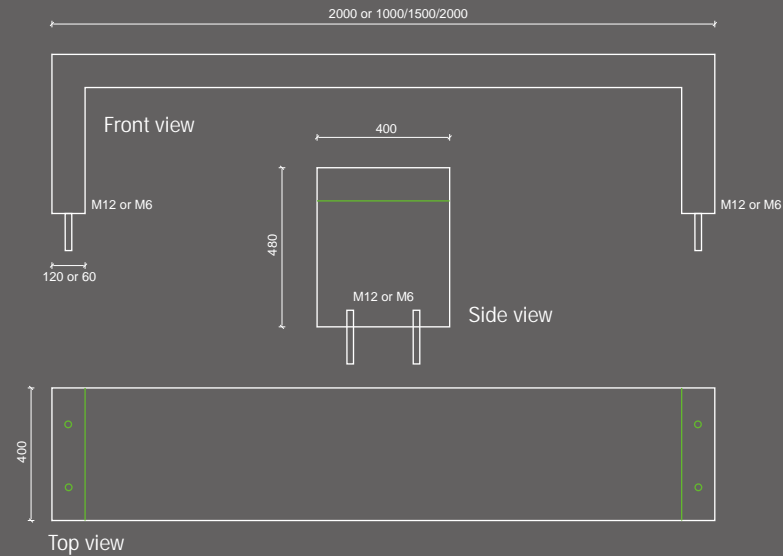


SPECIFICATIONS

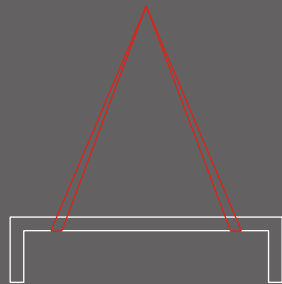
MATERIAL	Cast stone / UHPC
FIXING	4x M12 or M6 Shelve - length 200mm
WEIGHT	see table
FINISH	Fair faced / Micro etched / Polished / Velvet Waterproof and anti-graffiti protection



GEOMETRY



HANDLING



Ambla 12	- 200/40/45 cm	- 12 cm thick	- 284 kg
Ambla 100	- 100/40/45 cm	- 6 cm thick	- 127 kg
Ambla 150	- 150/40/45 cm	- 6 cm thick	- 171 kg
Ambla 200	- 200/40/45 cm	- 6 cm thick	- 214 kg



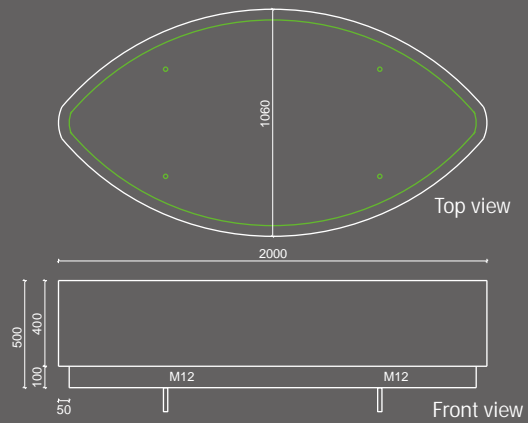


SPECIFICATIONS

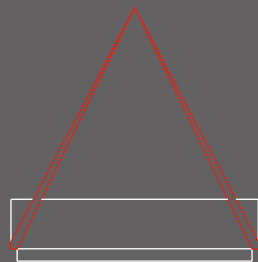
MATERIAL	Cast stone
FIXING	4x M12 Shelve - length 200mm
WEIGHT	1.789 kg
FINISH	Micro etched / Polished / Velvet Waterproof and anti-graffiti protection



GEOMETRY



HANDLING



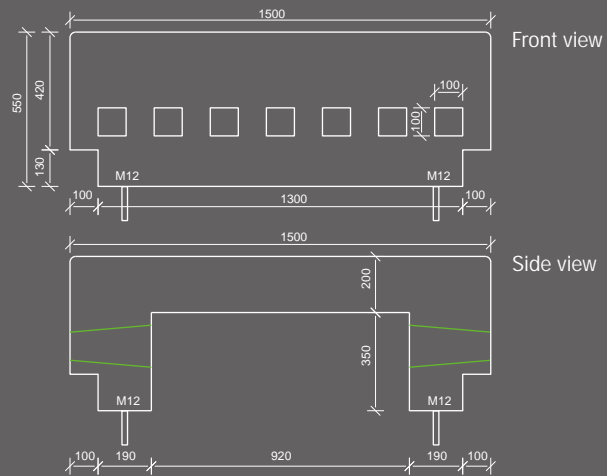


SPECIFICATIONS

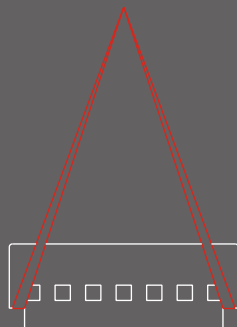
MATERIAL	Cast stone
FIXING	4x M12 Shelve - length 200mm
WEIGHT	1.620 kg
FINISH	Micro etched / Polished / Velvet Waterproof and anti-graffitii protection



GEOMETRY




HANDLING



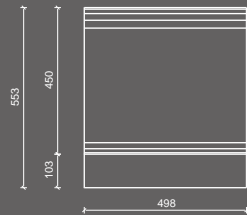


SPECIFICATIONS

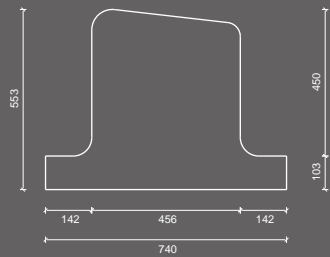
MATERIAL	Cast stone
FIXING	Incorporated
WEIGHT	see table
FINISH	Micro etched / Polished / Velvet Waterproof and anti-graffiti protection



GEOMETRY

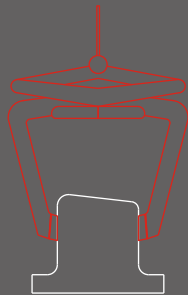


Front view



Side view

HANDLING



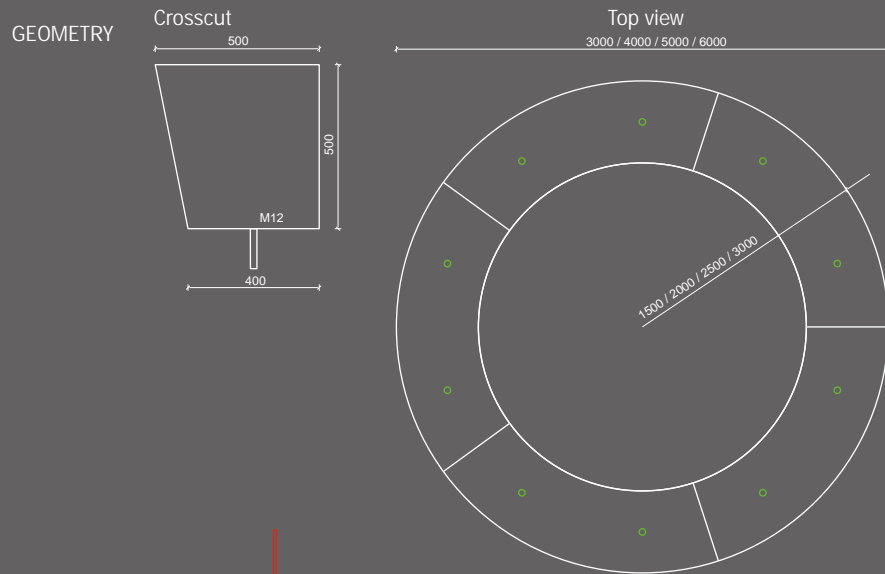
- Rubens - straight - 348 kg
- Rubens - start/end - 374 kg
- Rubens - curved - inner radius 245 cm - 387 kg





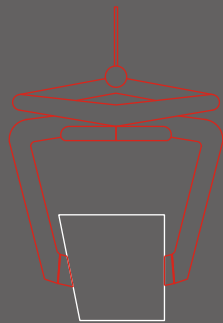
SPECIFICATIONS

MATERIAL	Cast stone
FIXING	2x M12 Shelve - length 200mm
WEIGHT	see table
FINISH	Fair faced / Micro etched / Polished / Velvet Waterproof and anti-graffiti protection



- Circular 300 - Dia 300 cm - 4.240 kg - 848 kg/part - 5 parts
- Circular 400 - Dia 400 cm - 5.940 kg - 990 kg/part - 6 parts
- Circular 500 - Dia 500 cm - 7.632 kg - 954 kg/part - 8 parts
- Circular 600 - Dia 600 cm - 9.324 kg - 1.036 kg/part - 9 parts

HANDLING



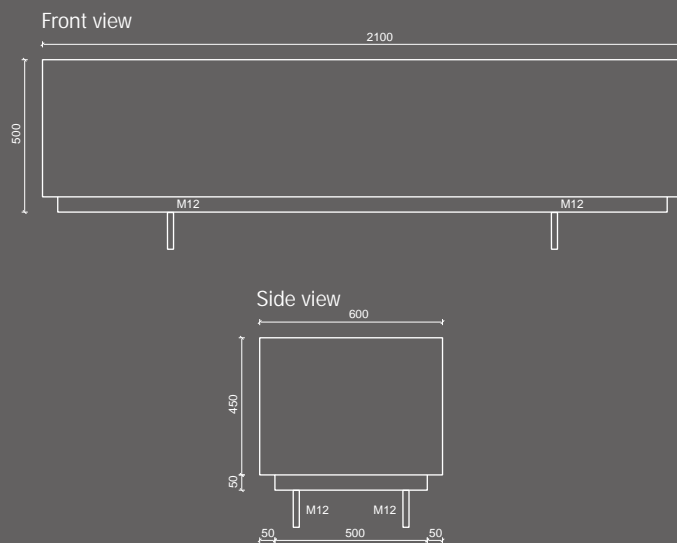


SPECIFICATIONS

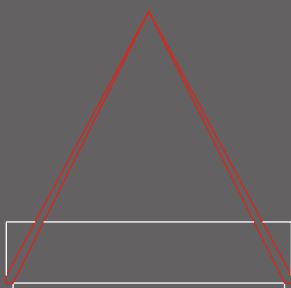
MATERIAL	Cast stone
FIXING	4x M12 Shelve - length 200mm
WEIGHT	1.480 kg
FINISH	Fair faced / Micro etched / Polished / Velvet Waterproof and anti-graffiti protection



GEOMETRY



HANDLING



Combination tip: Seat Float

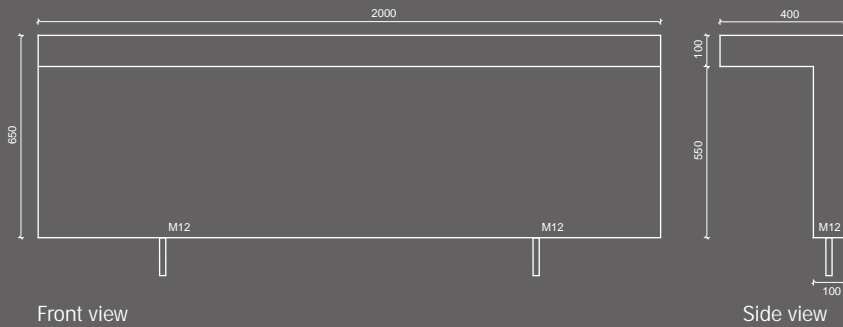


SPECIFICATIONS

MATERIAL	Cast stone
FIXING	2x M12 Shelve - length 200mm
WEIGHT	456 kg
FINISH	Fair faced / Micro etched / Polished / Velvet Waterproof and anti-graffiti protection



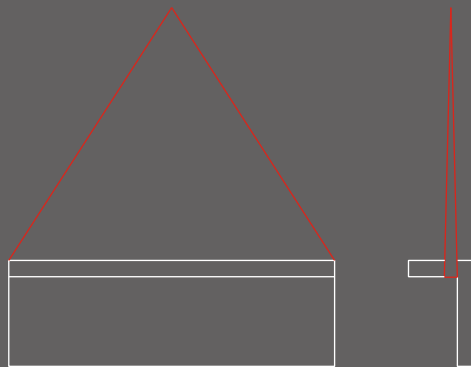
GEOMETRY



Front view

Side view

HANDLING



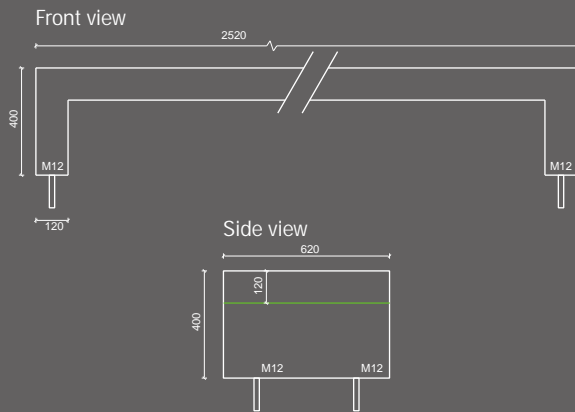


SPECIFICATIONS


MATERIAL	Cast stone
FIXING	4x M12 Shelve - length 200mm
WEIGHT	551 kg
FINISH	Fair faced / Micro etched / Polished / Velvet Waterproof and anti-graffiti protection



GEOMETRY



HANDLING



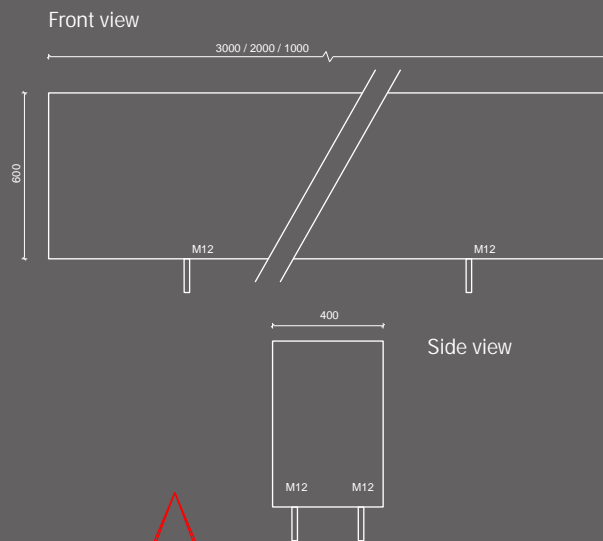


SPECIFICATIONS


MATERIAL	Cast stone
FIXING	4x M12 Shelve - length 200mm
WEIGHT	see table
FINISH	Fair faced / Micro etched / Polished / Velvet Waterproof and anti-graffiti protection



GEOMETRY



HANDLING



Viem 300 - 300/40/60 cm - 1.728 kg

Viem 200 - 200/40/60 cm - 1.152 kg

Viem 100 - 100/40/60 cm - 576 kg





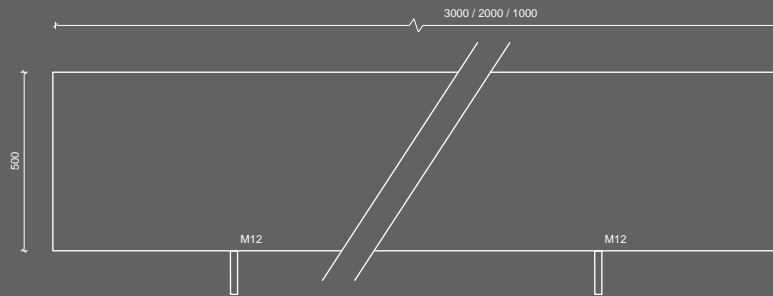
SPECIFICATIONS

MATERIAL	Cast stone
FIXING	4x M12 Shelve - length 200mm
WEIGHT	see table
FINISH	Fair faced / Micro etched / Polished / Velvet Waterproof and anti-graffiti protection

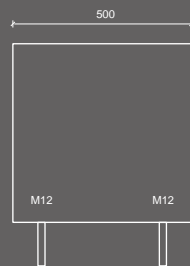


GEOMETRY

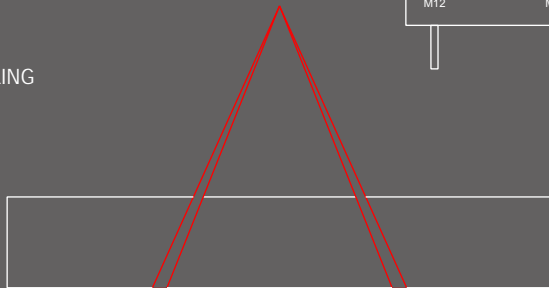
Front view



Side view



HANDLING



Vile 300 - 300/50/50 cm - 1.800 kg

Vile 200 - 200/50/50 cm - 1.200 kg

Vile 100 - 100/50/50 cm - 600 kg





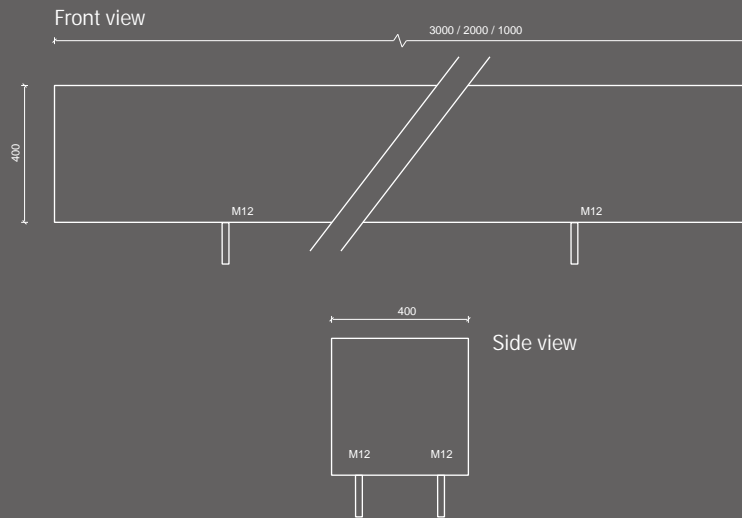
SPECIFICATIONS

MATERIAL	Cast stone
FIXING	4x M12 Shelve - length 200mm
WEIGHT	see table
FINISH	Fair faced / Micro etched / Polished / Velvet Waterproof and anti-graffiti protection



Bench Vetil

GEOMETRY

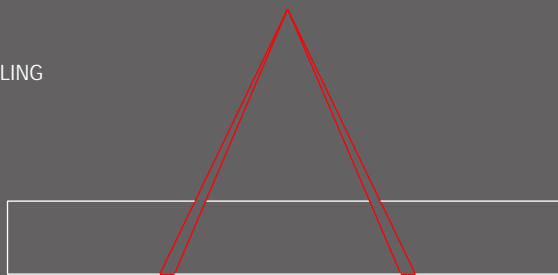


Vetil 300 - 300/40/40 cm - 1.152 kg

Vetil 200 - 200/40/40 cm - 768 kg

Vetil 100 - 100/40/40 cm - 384 kg

HANDLING



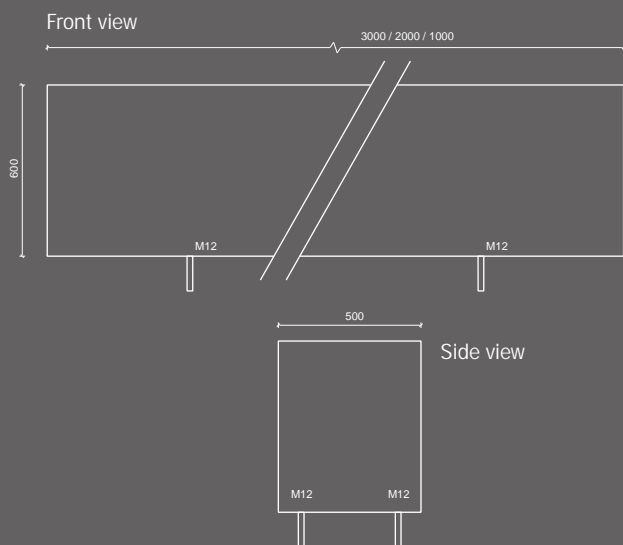


SPECIFICATIONS

MATERIAL	Cast stone
FIXING	4x M12 Shelve - length 200mm
WEIGHT	see table
FINISH	Fair faced / Micro etched / Polished / Velvet Waterproof and anti-graffiti protection



GEOMETRY

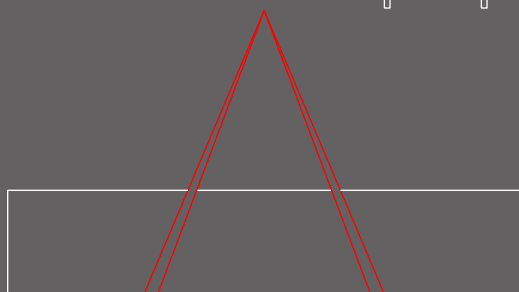


Dome 300 - 300/50/60 cm - 2.160 kg


Dome 200 - 200/50/60 cm - 1.440 kg

Dome 100 - 100/50/60 cm - 720 kg

HANDLING



BOLLARDS



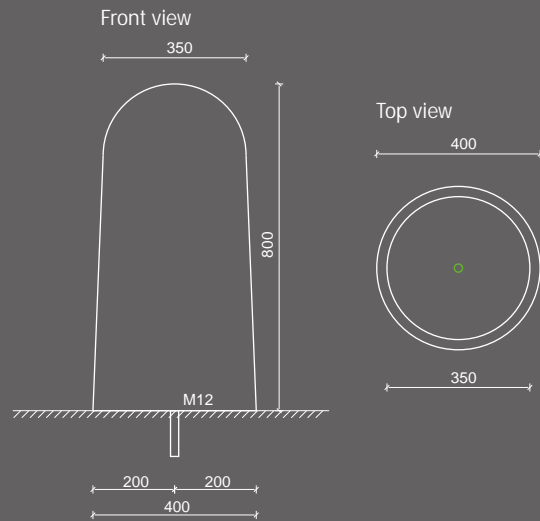


SPECIFICATIONS

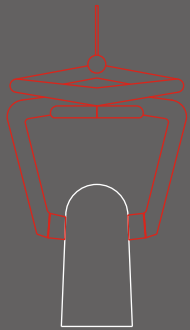
MATERIAL	Cast stone
FIXING	1x M12 Shelve - length 200mm
WEIGHT	195 kg
FINISH	Fair faced / Micro etched / Polished / Velvet Waterproof and anti-graffiti protection



GEOMETRY



HANDLING

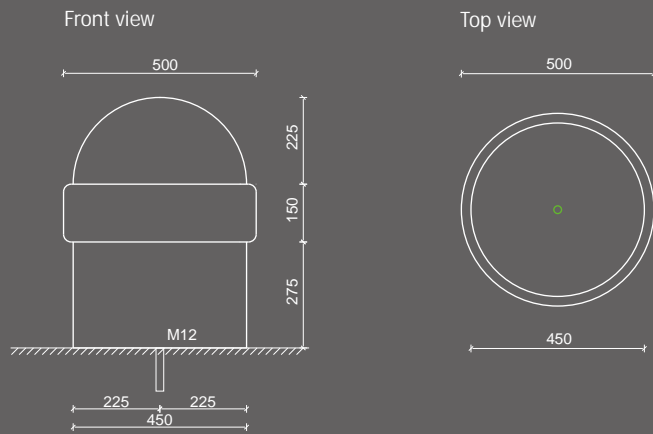




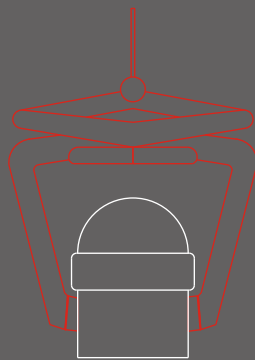
SPECIFICATIONS

MATERIAL	Cast stone
FIXING	1x M12 Shelve - length 200mm
WEIGHT	235 kg
FINISH	Micro etched Waterproof and anti-graffiti protection

GEOMETRY



HANDLING





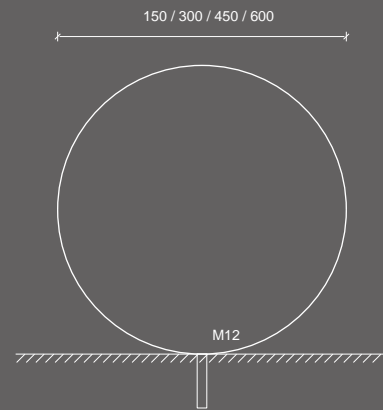
SPECIFICATIONS

MATERIAL	Cast stone
FIXING	1x M12 Shelve - length 200mm
WEIGHT	see table
FINISH	Fair faced / Micro etched / Polished / Velvet Waterproof and anti-graffiti protection

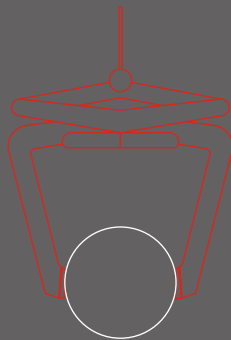


GEOMETRY

Front view



HANDLING



- Round 15 - dia 15 cm - 5 kg
- Round 30 - dia 30 cm - 32 kg
- Round 45 - dia 45 cm - 110 kg
- Round 60 - dia 60 cm - 260 kg
- Round 80 - dia 80 cm - 643 kg






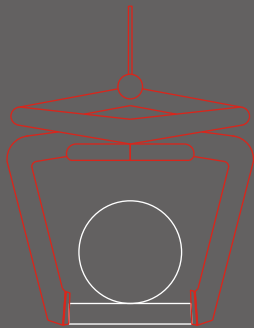
SPECIFICATIONS

MATERIAL	Cast stone
FIXING	1x M12 Shelve - length 200mm
WEIGHT	245 kg
FINISH	Micro etched Waterproof and anti-graffiti protection

GEOMETRY



HANDLING





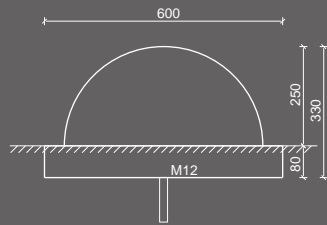
SPECIFICATIONS

MATERIAL	Cast stone
FIXING	1x M12 Shelve - length 200mm
WEIGHT	148 kg
FINISH	Fair faced / Micro etched Waterproof and anti-graffiti protection

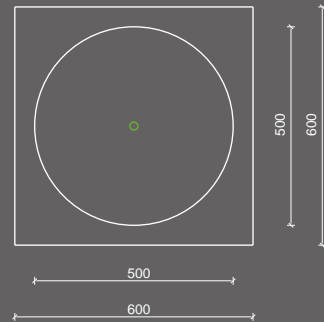


GEOMETRY

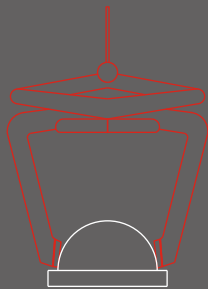
Front view



Top view



HANDLING





SPECIFICATIONS

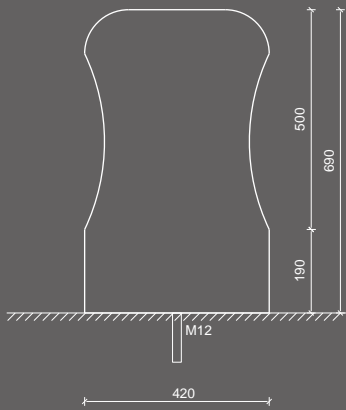
MATERIAL	Cast stone
FIXING	1x M12 Shelve - length 200mm
WEIGHT	160 kg
FINISH	Micro etched Waterproof and anti-graffiti protection




Bollard Porta

GEOMETRY

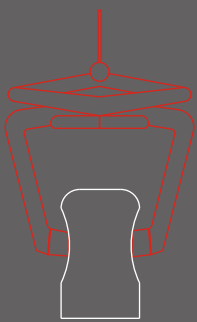
Front view



Top view



HANDLING

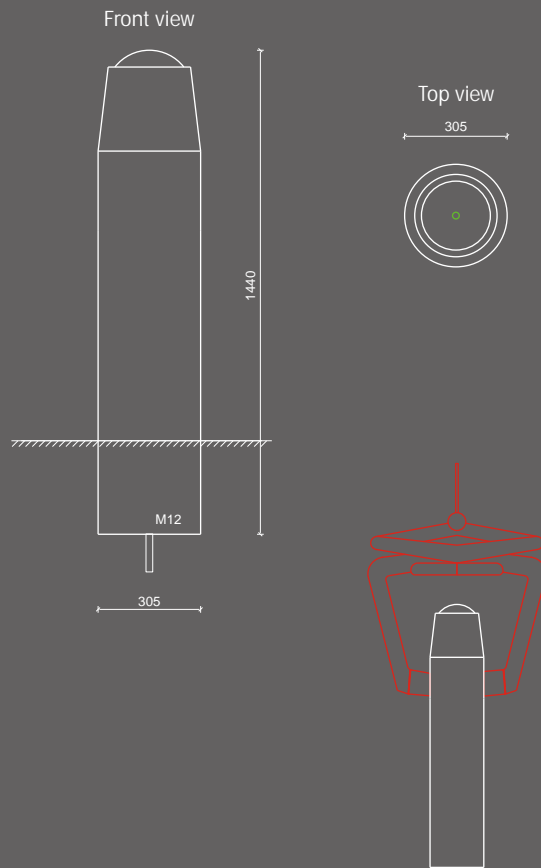




SPECIFICATIONS

MATERIAL	Cast stone
FIXING	1x M12 Shelve - length 200mm
WEIGHT	253 kg
FINISH	Fair faced / Micro etched Waterproof and anti-graffiti protection

GEOMETRY



HANDLING



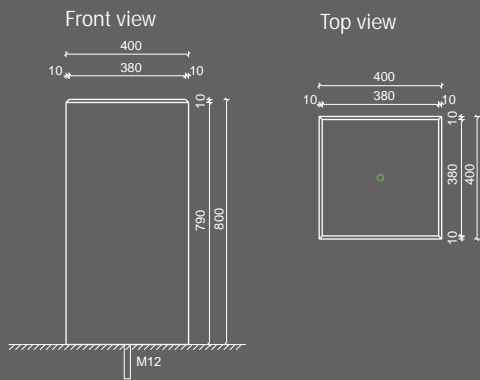


SPECIFICATIONS

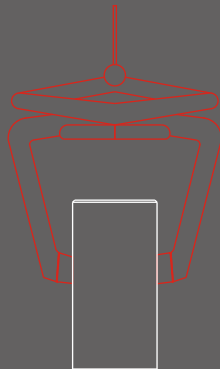
MATERIAL	Cast stone
FIXING	1x M12 Shelve - length 200mm
WEIGHT	300 kg
FINISH	Fair faced / Micro etched / Polished / Velvet Waterproof and anti-graffiti protection



GEOMETRY



HANDLING





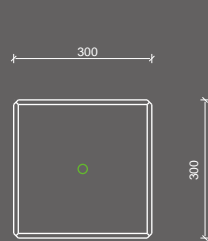
SPECIFICATIONS

MATERIAL	Cast stone
FIXING	1x M12 Shelve - length 200mm
WEIGHT	see table
FINISH	Fair faced / Micro etched / Polished / Velvet Waterproof and anti-graffiti protection

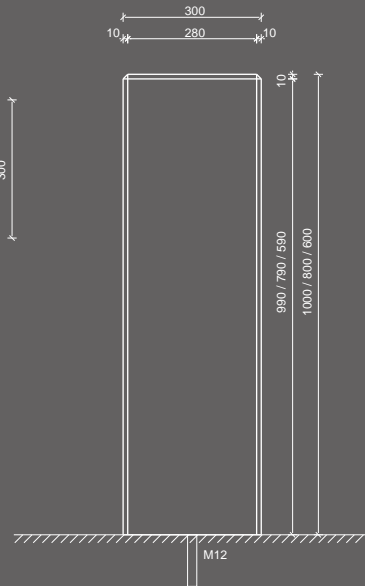


GEOMETRY

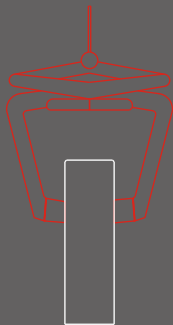
Top view



Front view



HANDLING



Hanso 100 - h100 cm - 216 kg

Hanso 80 - h80 cm - 172 kg

Hanso 60 - h60 cm - 130 kg



PLANTERS





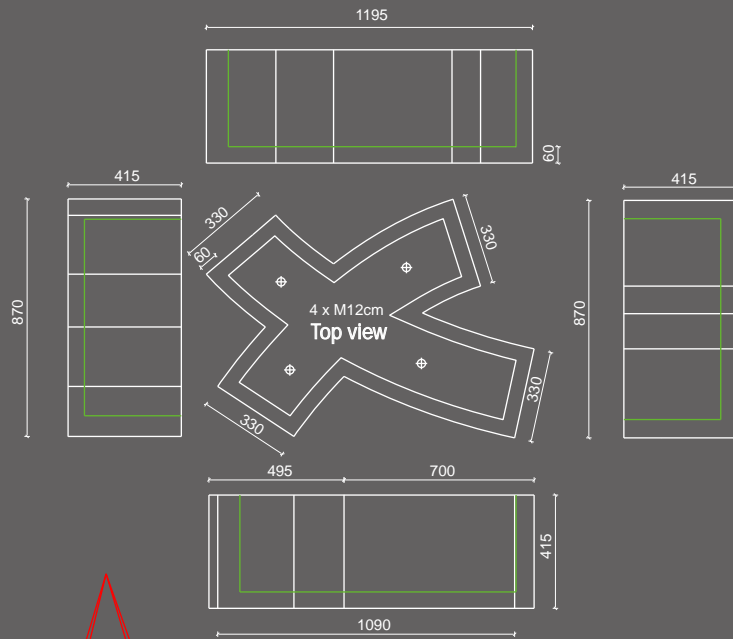
Designer: Benjamin Pawlica (FR)

SPECIFICATIONS

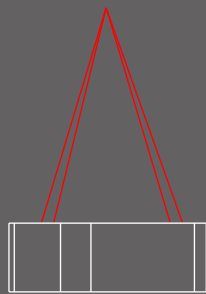
MATERIAL	Cast stone
FIXING	Free-standing
WEIGHT	295 kg
FINISH	Micro etched
	Waterproof and anti-graffiti protection



GEOMETRY



HANDLING



Combination tip: Bench Hysk



Designer: Roel Vandebek (BE)

SPECIFICATIONS

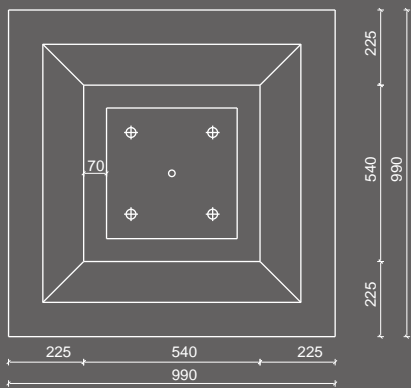
MATERIAL	Cast stone
FIXING	Incorporated
WEIGHT	600 kg
FINISH	Micro etched / Polished / Velvet
	Waterproof and anti-graffiti protection



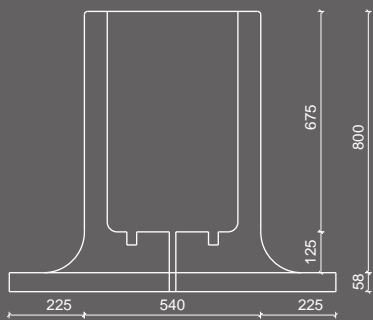
Planter Pop Up

GEOMETRY

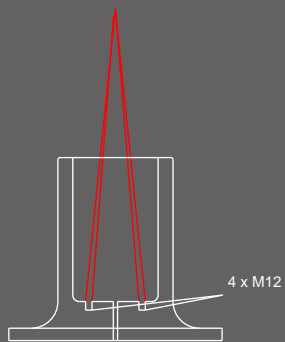
Top view



Crosscut



HANDLING



In combination with
slabs 990/990 mm


Combination tip: Bench Pop Up & Slabs 990/990 mm



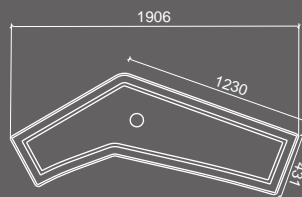
Designer: Alain Gilles (BE)

SPECIFICATIONS

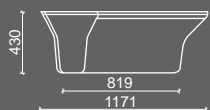
MATERIAL	Cast stone
FIXING	Free-standing
WEIGHT	360 kg
FINISH	Micro etched / Polished / Velvet Waterproof and anti-graffiti protection




GEOMETRY



Top view

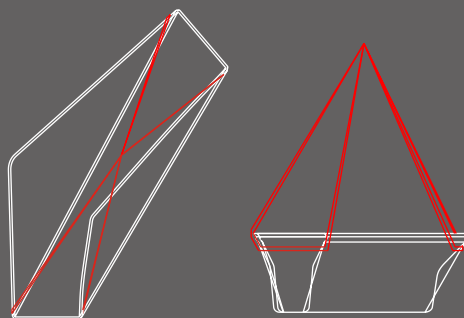


Side view



Front view

HANDLING





Designer: Arne Quinze (BE)

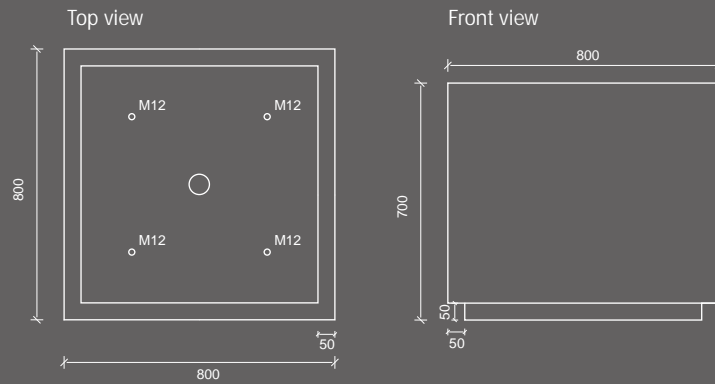
SPECIFICATIONS

MATERIAL	Cast stone
FIXING	Free-standing
WEIGHT	370 kg
FINISH	Micro etched Waterproof and anti-graffiti protection

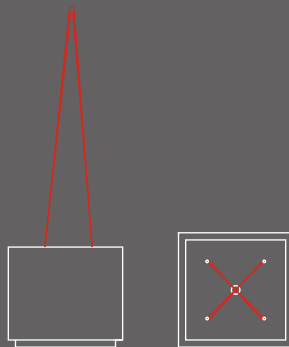


Planter Lau Scape

GEOMETRY



HANDLING



Combination tip: Bench City Scape

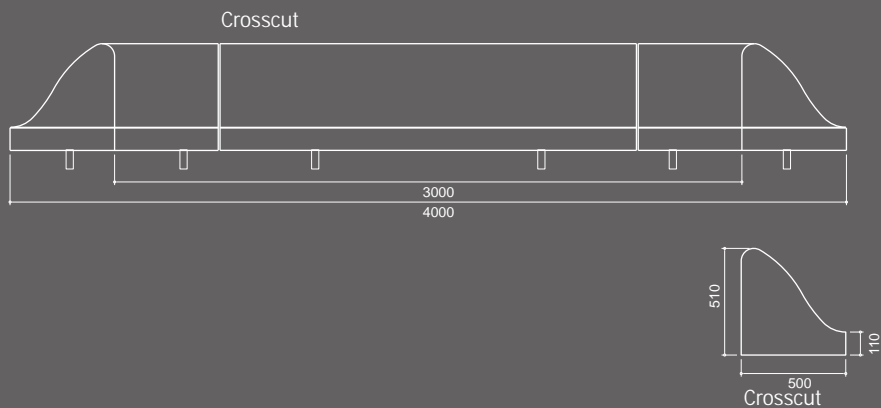


SPECIFICATIONS

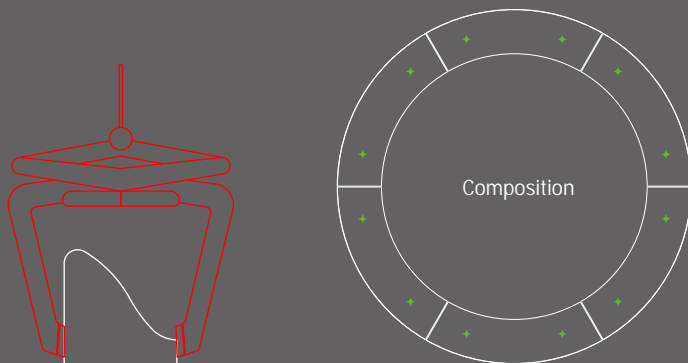
MATERIAL	Cast stone
FIXING	Free-standing
WEIGHT	370 kg
FINISH	Micro etched Waterproof and anti-graffiti protection



GEOMETRY



HANDLING





SPECIFICATIONS

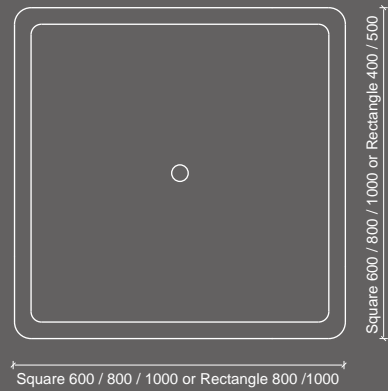
MATERIAL	Cast stone
FIXING	Free-standing
WEIGHT	see table
FINISH	Micro etched Waterproof and anti-graffiti protection



Planter Luna S & Luna R

GEOMETRY

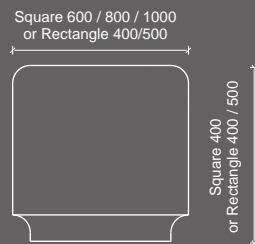
Top view



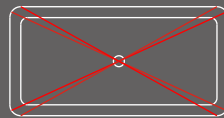
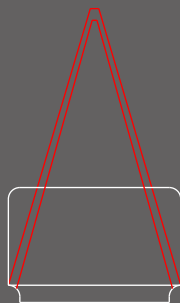
Front view



Side view



HANDLING



- Luna S - 60/60/40 cm - 230 kg
- Luna S - 80/80/40 cm - 270 kg
- Luna S - 100/100/40 cm - 370 kg
- Luna R - 80/40/40 cm - 180 kg
- Luna R - 100/50/50 cm - 230 kg





SPECIFICATIONS

MATERIAL Cast stone
 FIXING Free-standing
 WEIGHT Dia 80 cm - 220 kg / Dia 100 cm - 410 kg
 100/80 cm - 290 kg
 FINISH Micro etched
 Waterproof and anti-graffiti protection




GEOMETRY

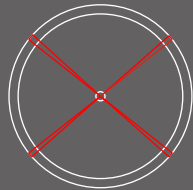
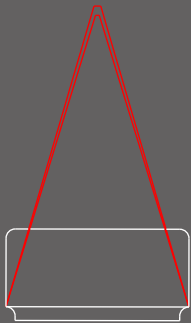
Front view



Top view

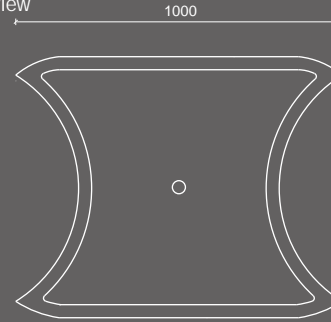


HANDLING

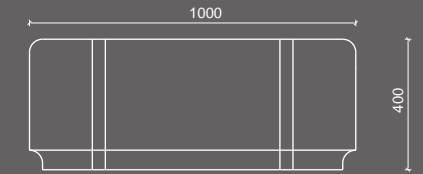


GEOMETRY

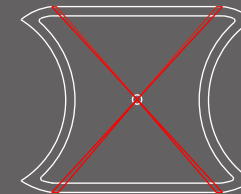
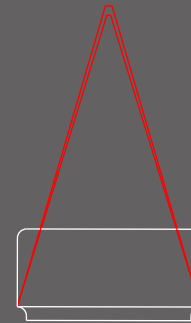
Top view



Front view



HANDLING





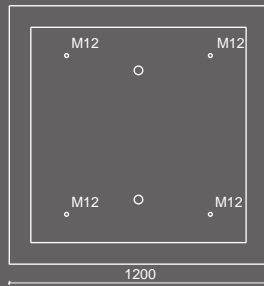
SPECIFICATIONS

MATERIAL	Cast stone
FIXING	Free-standing
WEIGHT	see table
FINISH	Fair faced / Micro etched / Polished / Velvet Waterproof and anti-graffiti protection



GEOMETRY


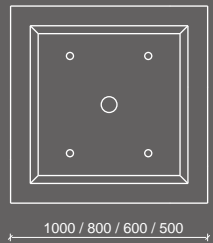
Top view



Crosscut

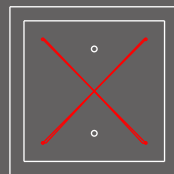
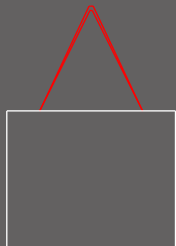


Top view



Crosscut

HANDLING



Carree 120 - 120/120/50 cm - 10 cm thick - 950 kg

Carree 100 - 100/100/100 cm - 10 cm thick - 1.017 kg

Carree 80 - 80/80/80 cm - 8 cm thick - 522 kg

Carree 60 - 60/60/60 cm - 6 cm thick - 230 kg

Carree 50 - 50/50/50 cm - 5 cm thick - 110 kg



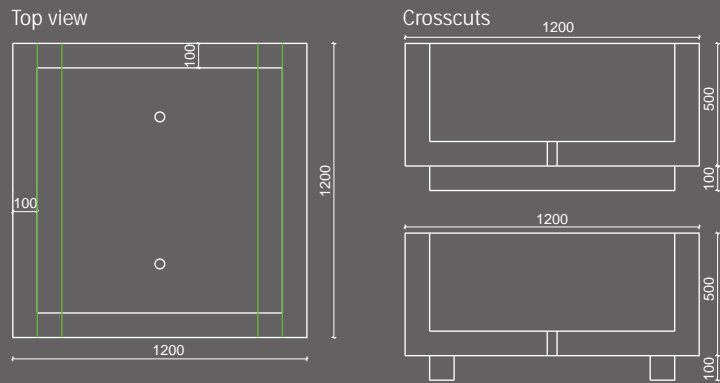


SPECIFICATIONS

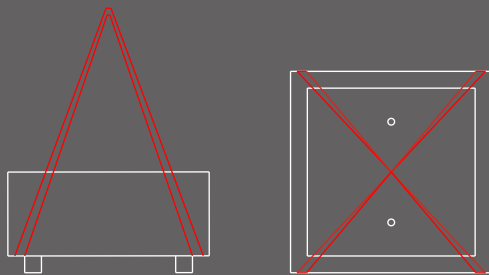
MATERIAL	Cast stone
FIXING	Free-standing
WEIGHT	1.090 kg
FINISH	Fair faced / Micro etched / Polished / Velvet Waterproof and anti-graffiti protection



GEOMETRY



HANDLING





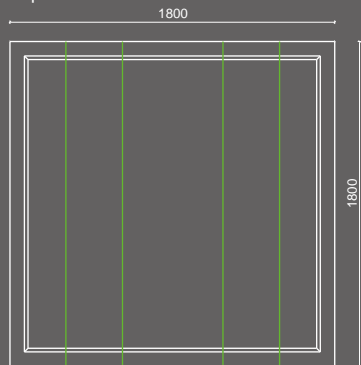
SPECIFICATIONS

MATERIAL	Cast stone
FIXING	Free-standing
WEIGHT	1.850 kg
FINISH	Fair faced / Micro etched / Polished / Velvet
	Waterproof and anti-graffiti protection

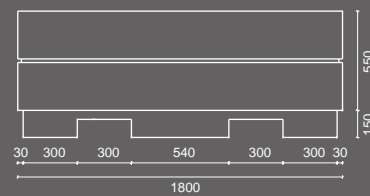


GEOMETRY

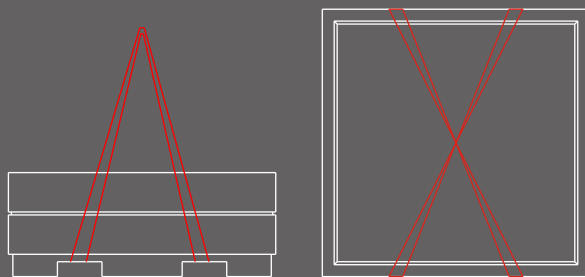
Top view



Front view



HANDLING



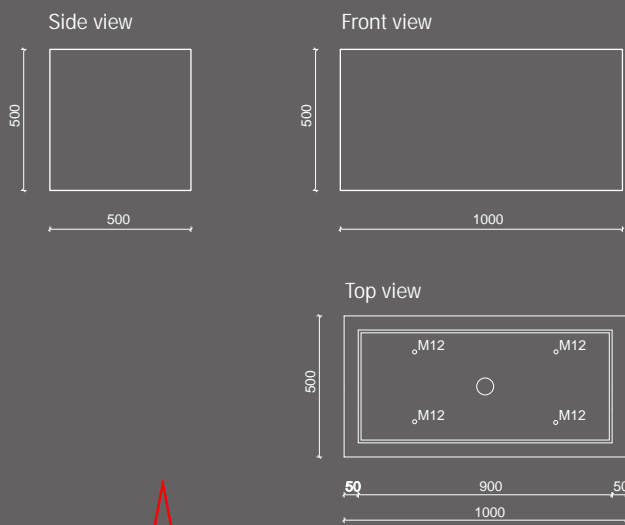


SPECIFICATIONS

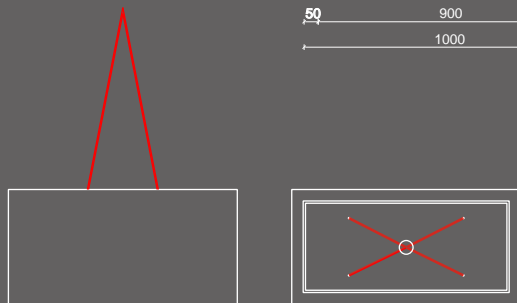
MATERIAL Cast stone
 FIXING Free-standing
 WEIGHT see table

FINISH Fair faced / Micro etched / Polished / Velvet
 Waterproof and anti-graffiti protection

GEOMETRY






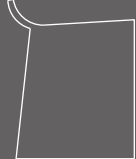





HANDLING



- Recto 2010 - 200/100/100 cm - 10 cm thick - 1.690 kg
- Recto 1510 - 150/100/100 cm - 10 cm thick - 1.353 kg
- Recto 1575 - 150/75/75 cm - 8 cm thick - 753 kg
- Recto 1050 - 100/50/50 cm - 5 cm thick - 220 kg



SEATS



Designer: Jan Contreras (BE)

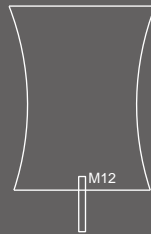
SPECIFICATIONS

MATERIAL	Cast stone
FIXING	1x M12 Shelve - length 200mm
WEIGHT	170 kg
FINISH	Micro etched / Polished / Velvet Waterproof and anti-graffiti protection

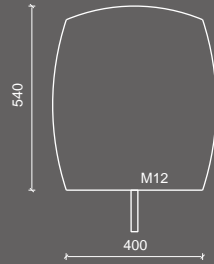


GEOMETRY

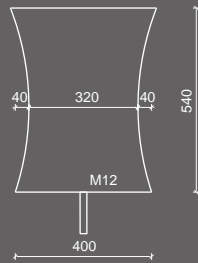
Crosscut



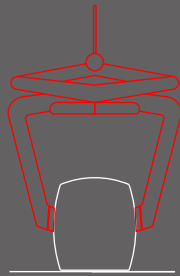
Front view



Side view



HANDLING






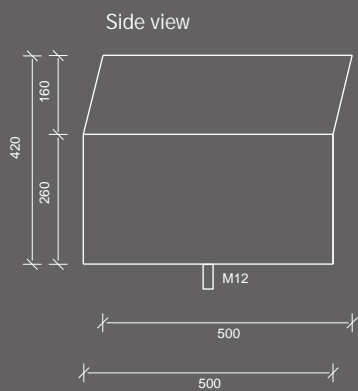
Designer: Roel Vandebeek (BE)

SPECIFICATIONS

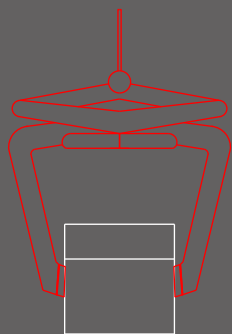
MATERIAL	Cast stone
FIXING	1x M12 Shelve - length 200mm
WEIGHT	255 kg
FINISH	Micro etched / Polished / Velvet Waterproof and anti-graffiti protection



GEOMETRY



HANDLING





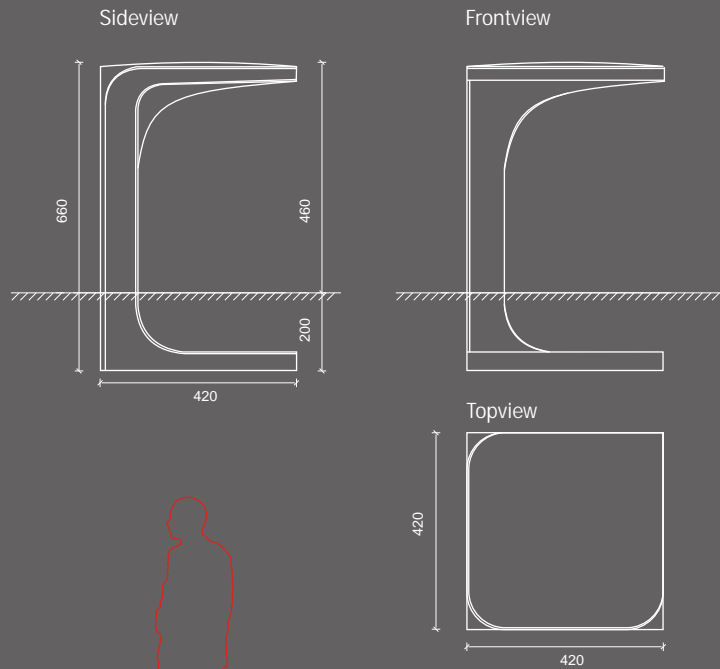
Designer: ipv Delft (NL)

SPECIFICATIONS

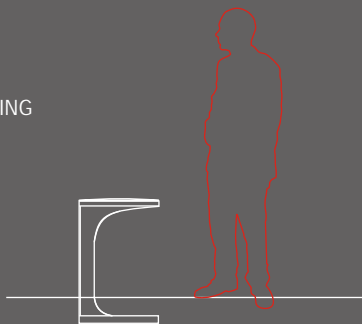
MATERIAL	UHPC
FIXING	Incorporated
WEIGHT	60 kg
FINISH	Fair faced
	Waterproof and anti-graffiti protection



GEOMETRY



HANDLING





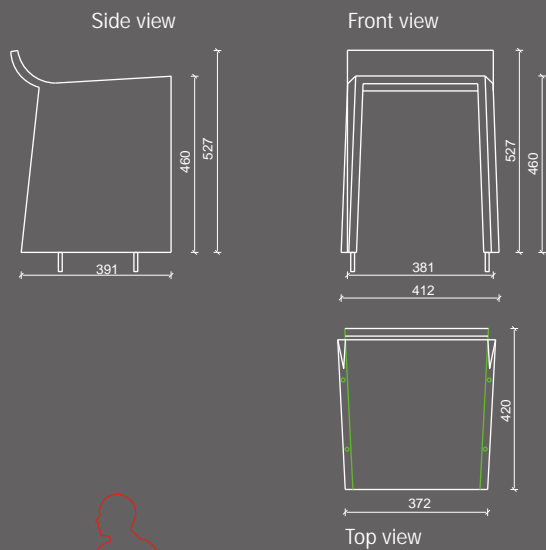
Designer: Roel Vandebeek (BE)

SPECIFICATIONS


MATERIAL	UHPC
FIXING	4x M6 Shelve
WEIGHT	25 kg
FINISH	Fair faced Waterproof and anti-graffiti protection



GEOMETRY



HANDLING



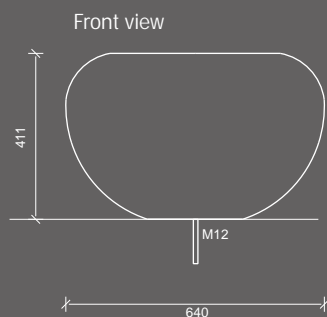


SPECIFICATIONS

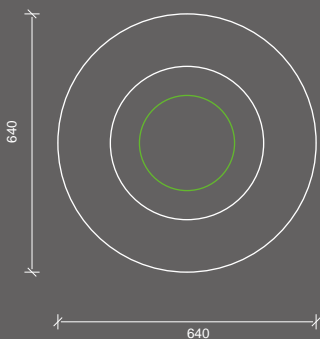
MATERIAL	Cast stone
FIXING	1x M12 Shelve - length 200mm
WEIGHT	185 kg
FINISH	Micro etched / Polished / Velvet Waterproof and anti-graffiti protection



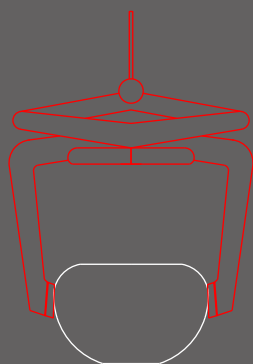
GEOMETRY



Top view



HANDLING





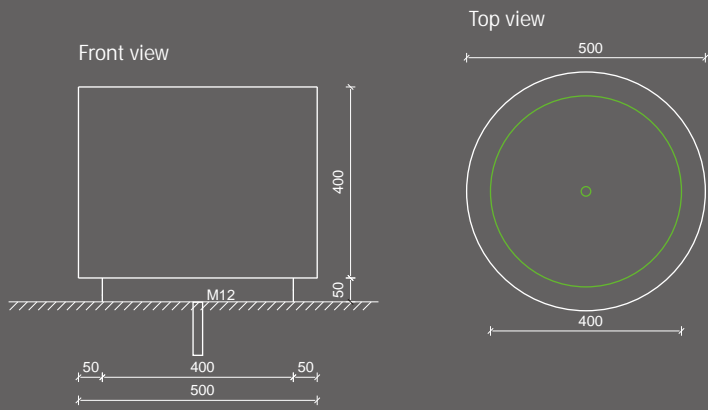
SPECIFICATIONS

MATERIAL	Cast stone
FIXING	1x M12 Shelve - length 200mm
WEIGHT	200 kg
FINISH	Micro etched / Polished / Velvet Waterproof and anti-graffiti protection

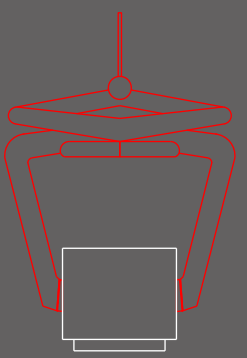


Seat Rondo

GEOMETRY



HANDLING



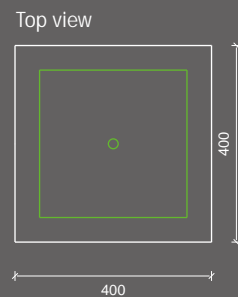
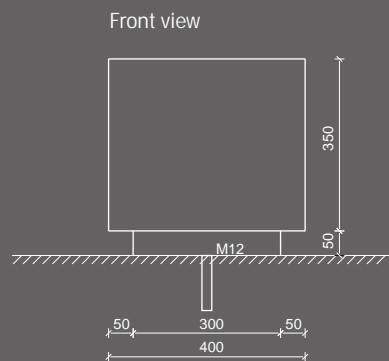


SPECIFICATIONS

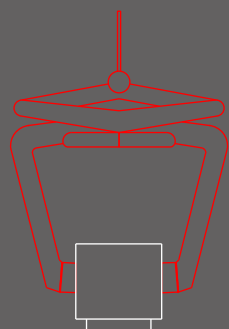
MATERIAL	Cast stone
FIXING	1x M12 Shelve - length 200mm
WEIGHT	145 kg
FINISH	Micro etched / Polished / Velvet Waterproof and anti-graffiti protection



GEOMETRY



HANDLING





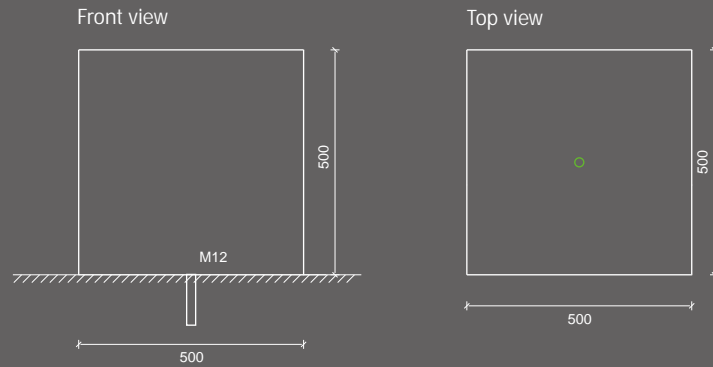
SPECIFICATIONS

MATERIAL	Cast stone
FIXING	1x M12 Shelve - length 200mm
WEIGHT	300 kg
FINISH	Micro etched / Polished / Velvet Waterproof and anti-graffiti protection

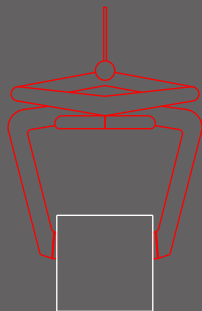


Seat Cubo

GEOMETRY



HANDLING



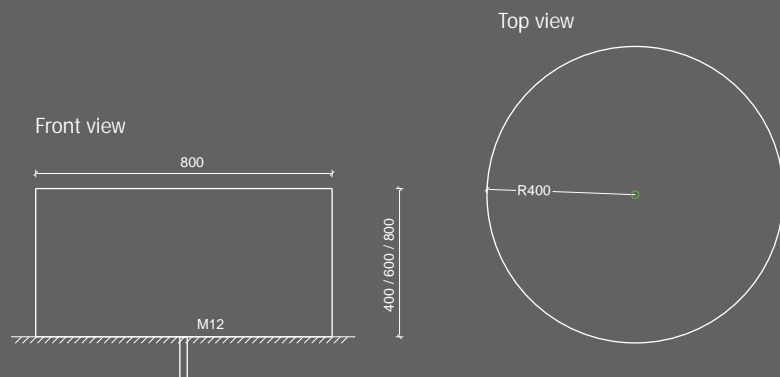


SPECIFICATIONS

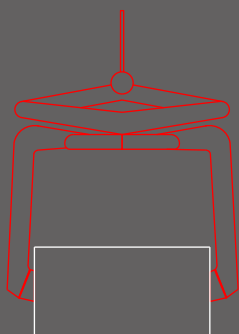
MATERIAL	Cast stone
FIXING	1x M12 Shelve - length 200mm
WEIGHT	see table
FINISH	Micro etched / Polished / Velvet Waterproof and anti-graffiti protection



GEOMETRY



HANDLING



Cylinder 40 - h40 cm - 480 kg

Cylinder 60 - h60 cm - 720 kg

Cylinder 80 - h80 cm - 965 kg



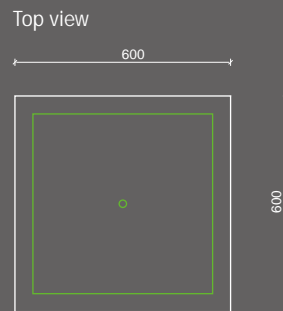
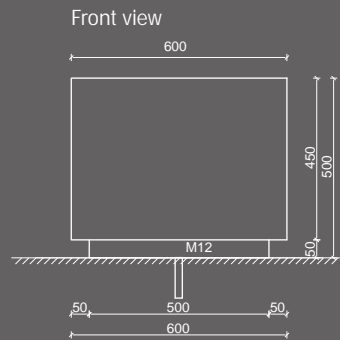


SPECIFICATIONS

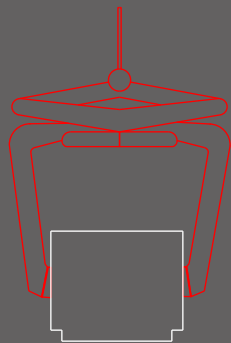
MATERIAL	Cast stone
FIXING	1x M12 Shelve - length 200mm
WEIGHT	430 kg
FINISH	Micro etched / Polished / Velvet Waterproof and anti-graffiti protection



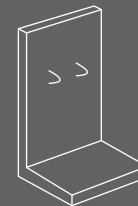
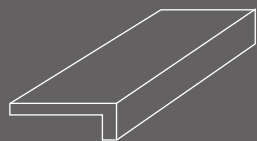
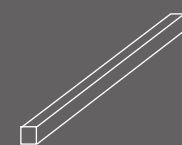
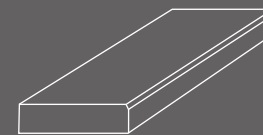
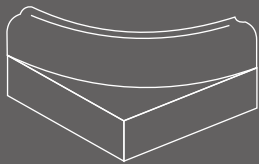
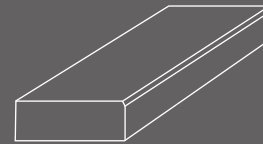
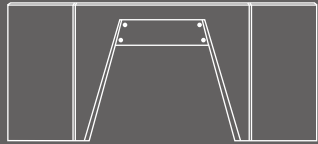
GEOMETRY



HANDLING



URBAN ELEMENTS





Designer: Mathias De Ferm

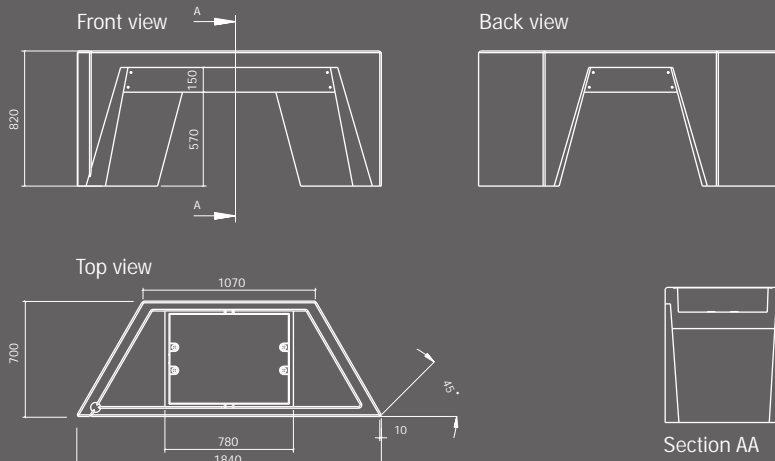
SPECIFICATIONS

MATERIAL	Cast stone
FIXING	Free-standing
WEIGHT	1.250 Kg
FINISH	Polished
	Grill: stainless steel

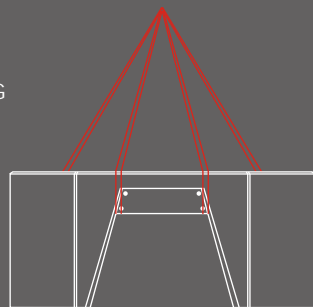


BBO Butch

GEOMETRY



HANDLING





www.fasonado.com

SPECIFICATIONS

MATERIAL	Cast stone
WEIGHT	Depending on the size
FINISH	Fair faced / Micro etched / Polished / Velvet

Standard Sizes:

100/100/5 - 8 - 14 cm

100/150/8 - 14 cm

150/150/8 - 14 cm

200/150/14 cm

250/150/14 cm

300/50/14 cm

300/100/14 cm

300/150/14 cm

Other sizes on demand

Available options:

- Chamfers

- Spacers

- Reinforcement

- Incorporations as steel, brass, stone, sandblasted figures, etc.





www.fasonado.com

SPECIFICATIONS

MATERIAL	Cast stone - Fasonado Mobility - Tactile Slabs
WEIGHT	Depending on the size
FINISH	Fair faced / Micro etched
SIZES	On demand

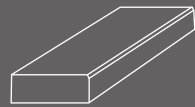


Tactile slabs - Fasonado Mobility



SPECIFICATIONS

MATERIAL	Cast stone
WEIGHT	See table
FINISH	Fair faced / Micro etched / Polished / Velvet



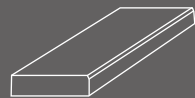
14-40-50cm	67 kg
14-40-60cm	80 kg
14-40-80cm	107 kg
14-40-100cm	134 kg
14-40-120cm	160 kg
14-40-140cm	187 kg
14-40-150cm	201 kg



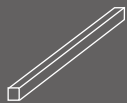
14-40-60-60cm - 90°	101 kg
---------------------	--------



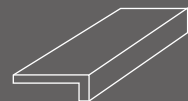
14-40-60-30cm - 135°	94 kg
----------------------	-------



8-40-80cm	61 kg
8-40-100cm	76 kg
8-40-120cm	91 kg



5-5-80cm	4,8 kg
5-5-100cm	6 kg
5-5-120cm	7,2 kg



5-16-33-80	40 kg
5-16-33-100	50 kg
5-16-33-120	60 kg

Curved elements and other sizes on demand





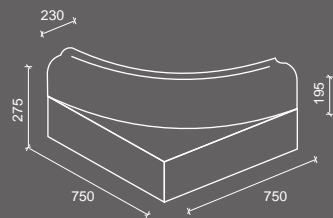
SPECIFICATIONS

MATERIAL	Cast stone
WEIGHT	Corner - 150 kg / Intermediate - 57 kg
FINISH	Fair faced / Micro etched

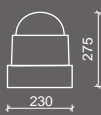


Tree-protection

GEOMETRY



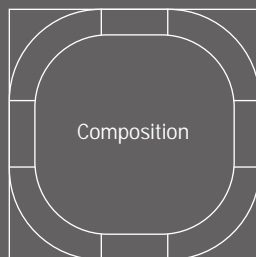
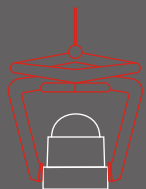
Side view



Top view



HANDLING

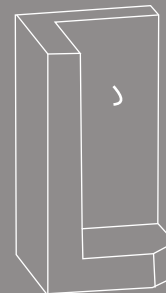
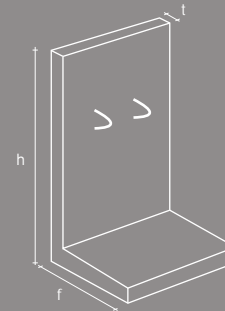






SPECIFICATIONS

MATERIAL	Cast stone
FIXING	Free-standing
WEIGHT	See table
FINISH	Fair faced / Micro etched / Polished / Velvet Structured



45/49/30cm - 12cm	80 kg
55/49/30cm - 12cm	92 kg
80/49/50cm - 12cm	147 kg
105/49/60cm - 12cm	190 kg
130/49/75cm - 12cm	239 kg
155/49/90cm - 12cm	288 kg
180/49/95cm - 12-15cm	308 kg
205/49/110cm - 12-15cm	437 kg

















45/99/30cm - 12cm	160 kg
55/99/30cm - 12cm	184 kg
80/99/50cm - 12cm	294 kg
105/99/60cm - 12cm	380 kg
130/99/75cm - 12cm	478 kg
155/99/90cm - 12cm	576 kg
180/99/95cm - 12-15cm	616 kg
205/99/110cm - 12-15cm	874 kg
230/99/120cm - 12-20cm	1.215 kg
255/99/135cm - 12-20cm	1.323 kg
280/99/150cm - 12-20cm	1.436 kg
305/99/165cm - 12-20cm	1.583 kg

Corners interior, exterior 90° / 135°

Accessories & options on demand



STANDARD RANGE



	White	Grey	Anthracite	Yellow
Fair faced	 028-20	 000-17	 032-00	 012-05
Micro etched	 828-20	 825-20	 829-20	 812-05
Polished	 328-20	 325-20	 329-20	 312-05
Velvet	 428-20	 425-20	 429-20	 412-05


COLORA RANGE





On demand / Polished
Other colours also possible

Customized projects





Customized projects



CONTENS

BENCHES

B.flex	pag. 8 - 9
Hull	pag. 10
1m ²	pag. 11
Cityscape	pag. 12
Connectivity	pag. 13
Picknick	pag. 14
Hysk	pag. 15
In and Out	pag. 16
Pop Up	pag. 17
Nobend	pag. 18
Round 2	pag. 19
Soft Seat	pag. 20
Castricum	pag. 21
Block	pag. 22
Circuit	pag. 23
Diamond	pag. 24
Z-Bench	pag. 25
Livina	pag. 26
Solid Block	pag. 27
Led Line	pag. 28
Wood Line Round	pag. 29
Wood Line Straight	pag. 30
Ambla	pag. 31
Obelisk	pag. 32
Ouvertura	pag. 33
Rubens	pag. 34
Circular	pag. 35
Float	pag. 36
Family	pag. 37
Hyjo	pag. 38
Viem	pag. 39
Vile	pag. 40
Vetil	pag. 41
Dome	pag. 42

BOLLARDS

Fino	pag. 44
Bollo	pag. 45
Round	pag. 46
Stabilo	pag. 47
Semi	pag. 48
Porta	pag. 49
Wilò	pag. 50
Cubo	pag. 51
Hanso	pag. 52

PLANTERS

Hysk	pag. 54
Pop Up	pag. 55
Connectivity	pag. 56
Lau Scape	pag. 57
Round	pag. 58
Luna S	pag. 59
Luna R	pag. 59
Snake	pag. 60
Carree	pag. 61
Supporta	pag. 62
Ligna	pag. 63
Recto	pag. 64

SEATS

Eco	pag. 66
Nobend	pag. 67
Els	pag. 68
Skate	pag. 69
Cloud	pag. 70
Rondo	pag. 71
Massivo	pag. 72
Cubo	pag. 73
Cylinder	pag. 74
Float	pag. 75

URBAN ELEMENTS

Bbq Butch	pag. 77
Fasonado - slabs	pag. 78
Fasonado Mobility	pag. 79
Steps	pag. 80
Tree-protection	pag. 81
Retaining walls	pag. 82 - 83

Colours

Standard range	pag. 84
Colora range	pag. 85

CUSTOMIZED PROJECTS

Pictures	pag. 86 - 87
----------	--------------

All shown colours are indicative
Products can be changed by Urba-Style at any time



URBASTYLE
CONCRETE DIVERSITY

